

2014 U.S. ETHANOL EXPORTS AND IMPORTS

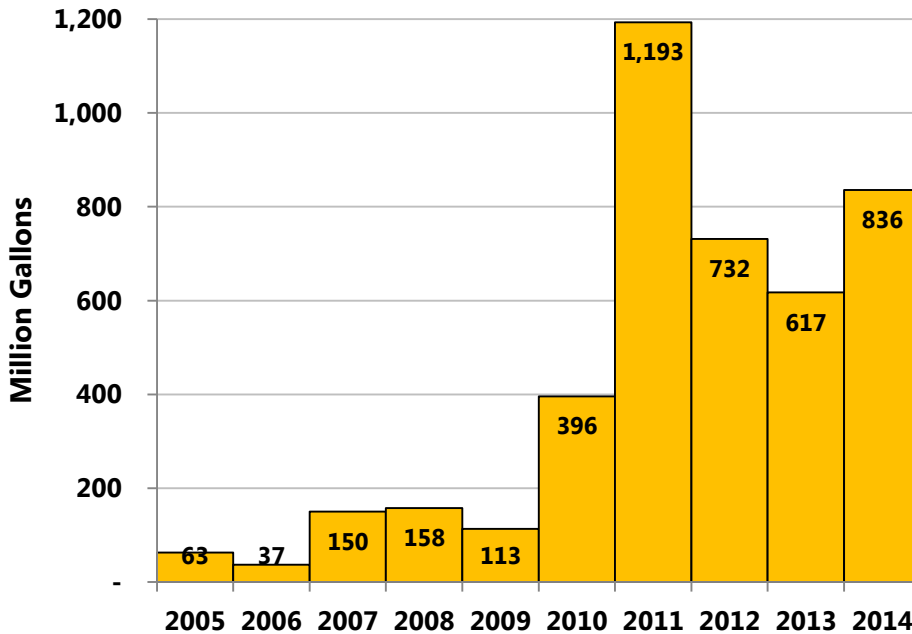
STATISTICAL SUMMARY



2014 U.S. ETHANOL EXPORTS



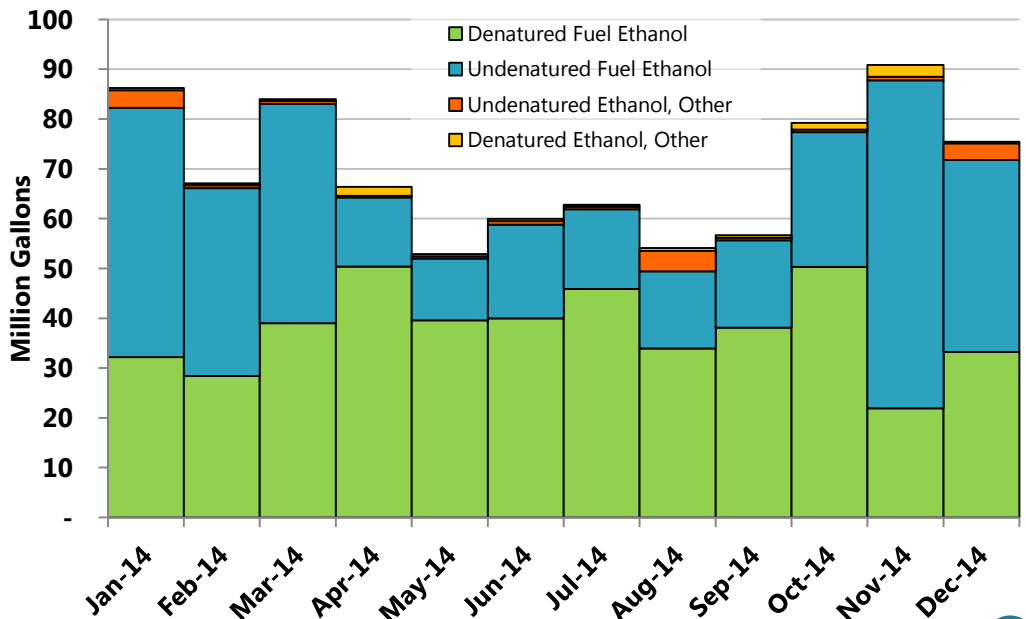
Annual U.S. Ethanol Exports, 2005-2014



In 2014, the U.S. exported **836 million gallons** of ethanol—up 35% from 2013 and the second-highest annual total on record. What's more, American-made ethanol was exported to **51 countries** on all six inhabited continents around the world.

2014 Monthly Ethanol Exports, by Type

Denatured ethanol for fuel use accounted for **54%** of total exports in 2014, while undenatured ethanol for fuel use made up **43%**. Denatured and undenatured ethanol for other industrial use totaled **3%**.

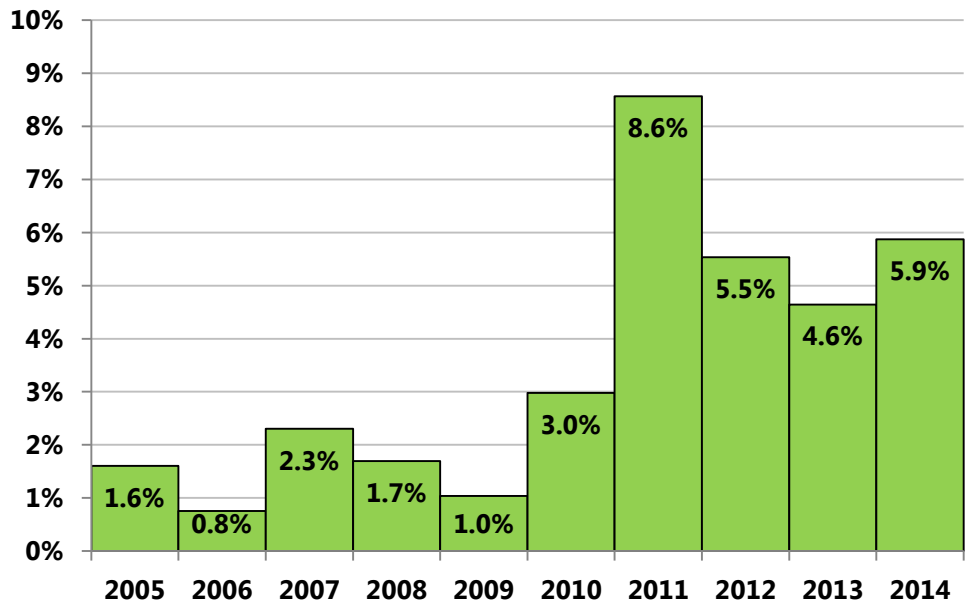


2014 U.S. ETHANOL EXPORTS

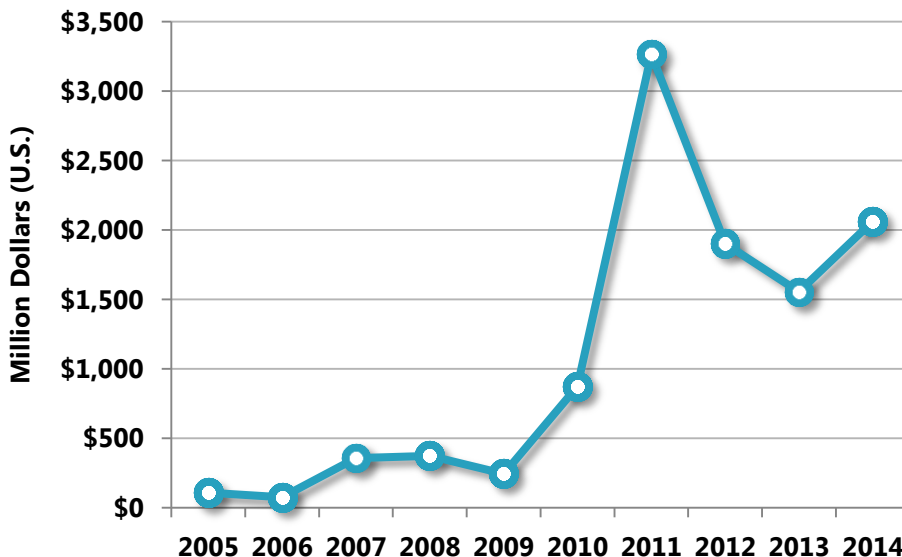


Export Share of U.S. Ethanol Production

Nearly **6%** of total U.S. ethanol production was exported in 2014, the second-highest share in history. Exports accounted for almost 9% of production in the record year of 2011.



Value of U.S. Ethanol Exports

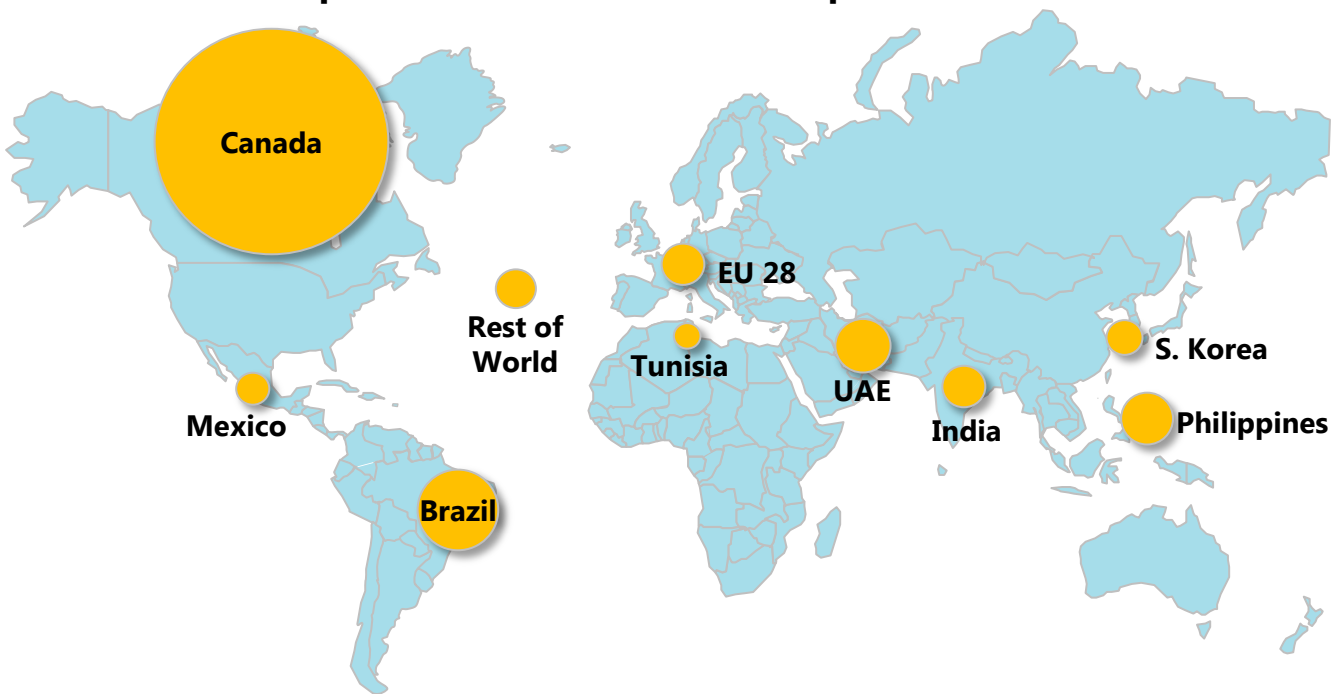


U.S. ethanol exports were valued at **\$2.1 billion** in 2014, up **33%** from 2013 and the second-highest on record.

2014 ETHANOL EXPORTS: TOP MARKETS



Top markets for U.S. ethanol exports in 2014



2014 ethanol export volumes to the Top 10 markets are shown in the table below, along with a comparison to 2013 volumes. All figures shown in millions of gallons, unless otherwise noted.

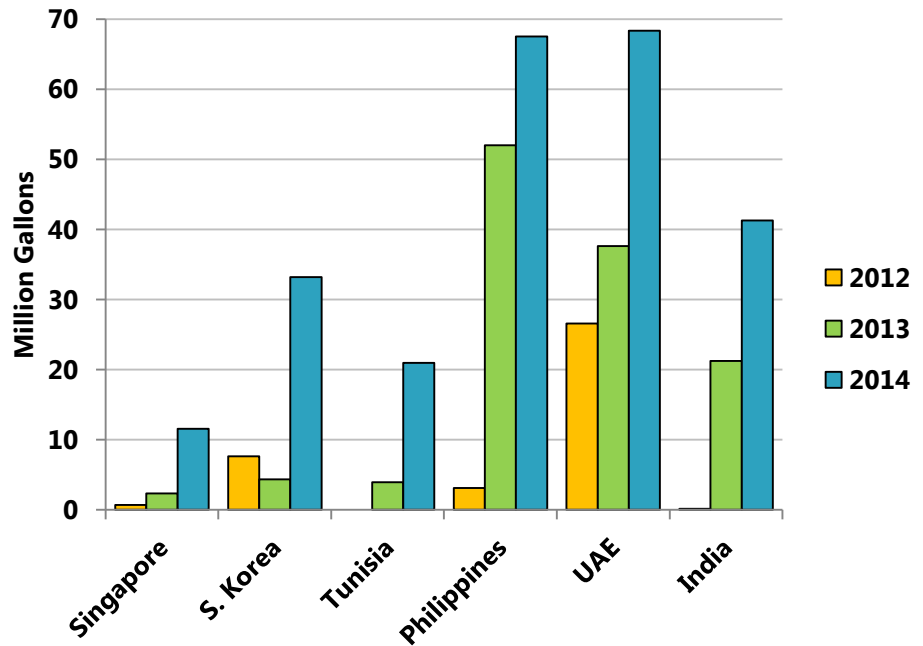
Country	Den. Fuel	Und. Fuel	Den. Other	Und. Other	2014 Total	2013 Total	Change
Canada	328.3		7.3	0.2	335.9	324.0	4%
Brazil	0.1	112.1			112.2	45.5	147%
UAE	59.6	8.8			68.3	37.6	82%
Philippines		67.5		0.1	67.6	52.2	30%
India	0.2	41.1	0.2	0.1	41.6	21.2	96%
S. Korea		33.2	2.4	0.4	36.0	4.7	666%
Mexico	0.4	26.2	0.9	2.9	30.4	29.5	3%
Netherlands	9.4	14.3	0.3		24.0	11.3	112%
Tunisia	21.0				21.0	3.9	438%
Spain	14.3	4.3			18.6	0.1	18,500%

U.S. ETHANOL EXPORTS: SHIFTING MARKETS

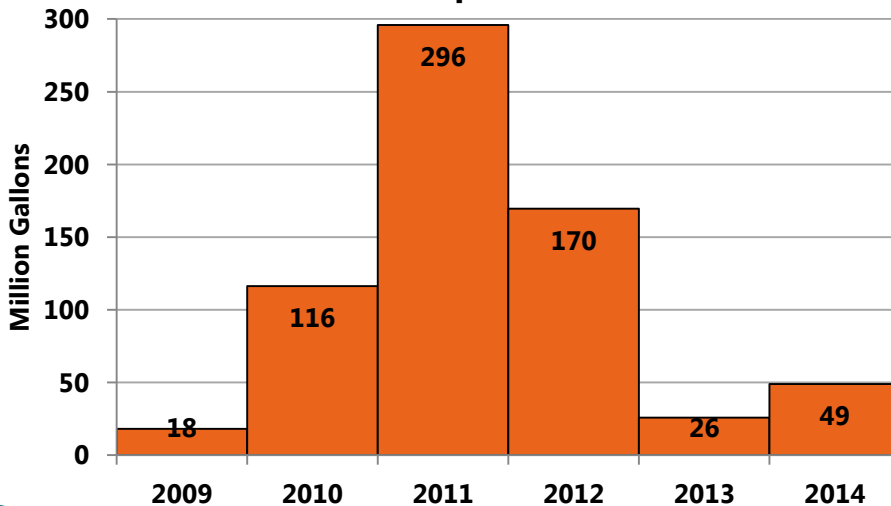


U.S. ethanol exports to several countries have grown rapidly in recent years. The six countries shown in the chart at right imported a total of **38** million gallons of U.S. ethanol in 2012, compared to **243 million gallons** in 2014. That's nearly a seven-fold increase in just three years.

U.S. Fuel Ethanol Exports to Key Growth Markets, 2012-2014



U.S. Ethanol Exports to EU 28

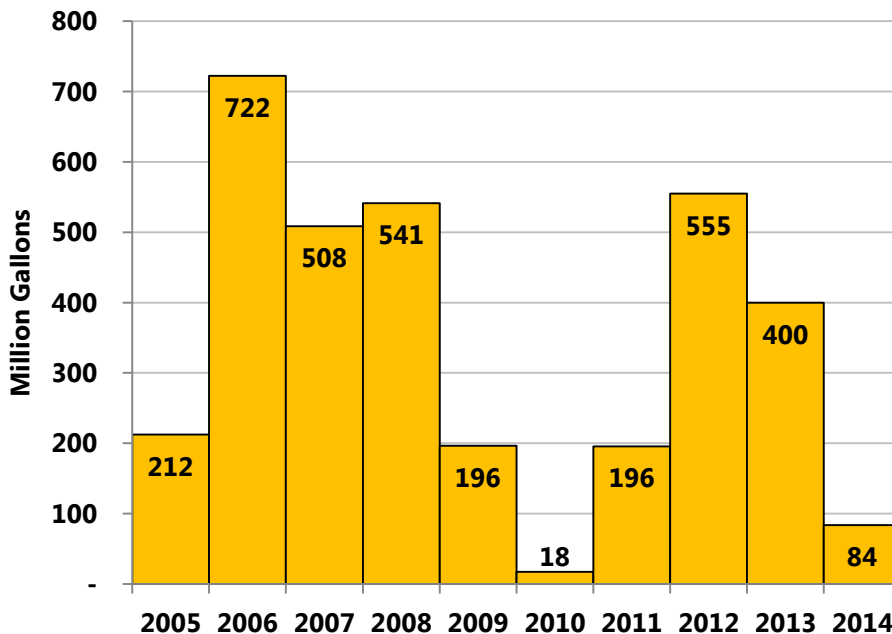


While most U.S. export markets have experienced growth in recent years, one major market in past years—the European Union—significantly reduced U.S. imports in 2013 and 2014. This reduction is due primarily to the EU's imposition in 2013 of a punitive tariff against U.S. ethanol.

2014 U.S. ETHANOL IMPORTS

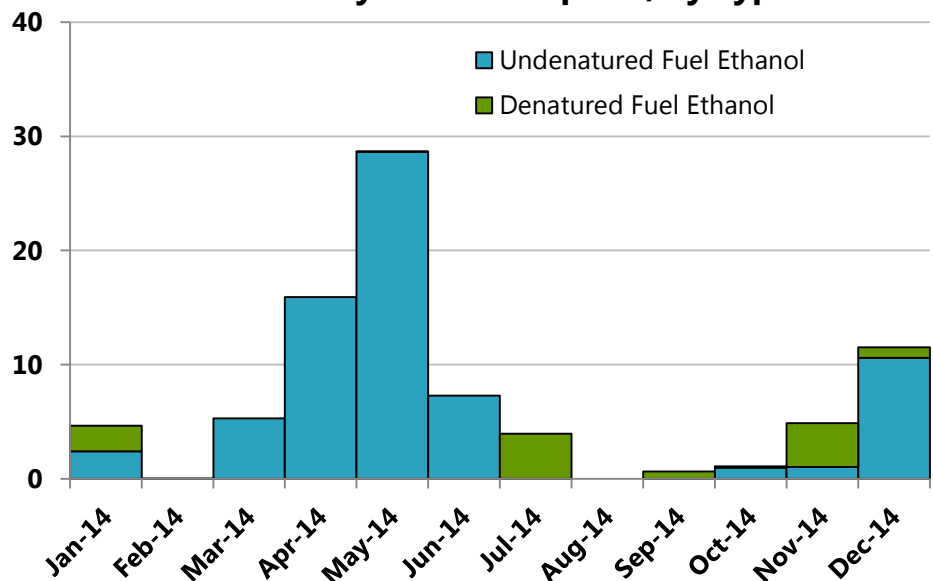


Annual U.S. Fuel Ethanol Imports, 2005-2014



In 2014, the U.S. imported just **84 million gallons** of fuel ethanol—down **79%** from 2013 and the second-lowest annual total in the past decade. U.S. ethanol imports in 2014 were equivalent to just **10%** of ethanol exports.

2014 Monthly Ethanol Imports, by Type



Undenatured ethanol for fuel use accounted for **86%** of total imports in 2014, while denatured ethanol for fuel use made up the remaining **14%**. Most imports (62%) in 2014 occurred in the second quarter.

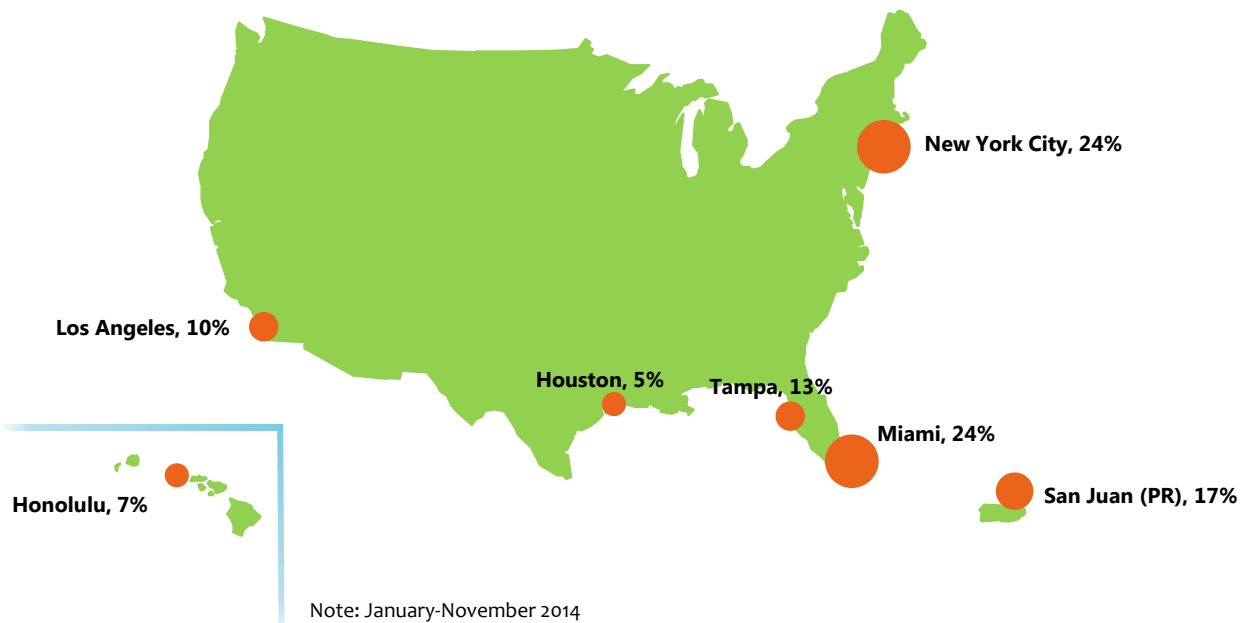
2014 U.S. ETHANOL IMPORTS



Country	2014 Total	2013 Total
Brazil	60.8	348.2
Guatemala	10.1	0
Netherlands	6.0	0
Spain	2.2	0
Paraguay	1.3	0
Singapore	1.0	0
Jamaica	0	22.6
El Salvador	0	15.3
Costa Rica	0	13.8
All Others	2.6	0.1

Brazil was the leading source of U.S. ethanol imports in 2014. However, shipments from Brazil were down 83%. Top suppliers of U.S. fuel ethanol imports are shown in the table at left, along with a comparison to 2013 volumes. All figures shown in millions of gallons, unless otherwise noted.

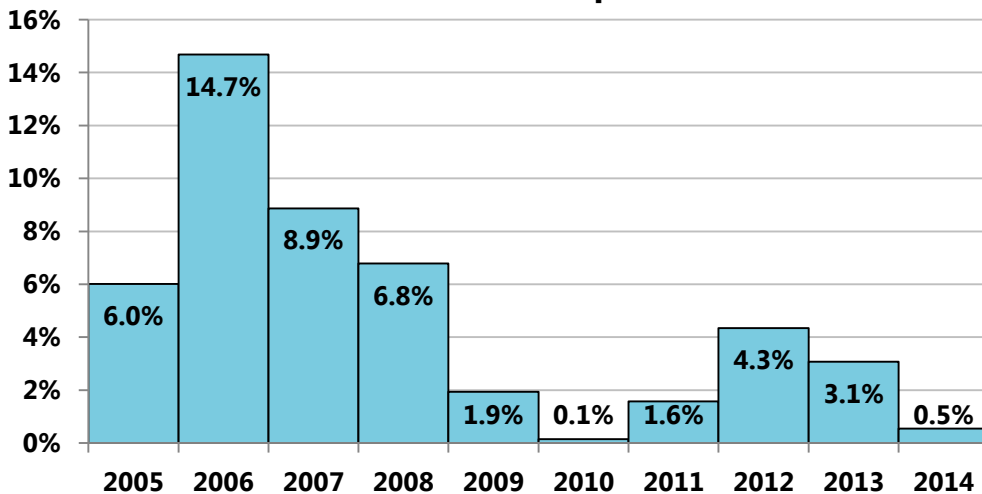
Top Ports of Entry for 2014 U.S. Ethanol Imports



IMPORTS RELATIVE TO USE & NET EXPORTS



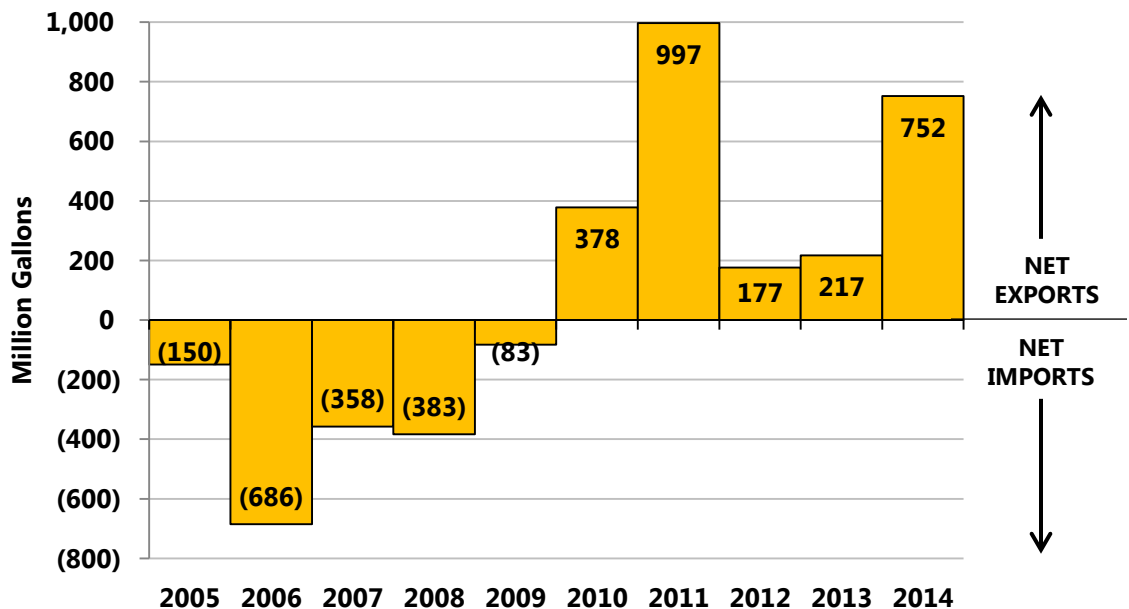
U.S. Ethanol Imports Relative to Ethanol Consumption



Imports accounted for **less than 1%** of U.S. ethanol consumption in 2014, the lowest rate in four years and down dramatically from 2005-2008.

U.S. Net Ethanol Imports/Exports, 2005-2014

The U.S. continued its streak as a net exporter of ethanol in 2014, with net exports reaching the second-highest level on record.



ABOUT THE DATA IN THIS REPORT



U.S. Ethanol Export Data

- The export data in this report includes exports classified under the following Harmonized Tariff Schedule (HTS) codes:
 - **2207200010**: Ethyl alcohol and other spirits, denatured, of any strength: For fuel use
 - **2207106010**: Undenatured ethyl alcohol of an alcoholic strength by volume of 80 percent vol. or higher: For non-beverage purposes: For fuel use
 - **2207200090**: Ethyl alcohol and other spirits, denatured, of any strength: Other
 - **2207106090**: Undenatured ethyl alcohol of an alcoholic strength by volume of 80 percent vol. or higher: For non-beverage purposes: Other
- 2207200090 and 2207106090 are included in this report because there is some anecdotal evidence that exports of ethanol intended for fuel use are sometimes mistakenly classified under these codes. In any case, ethanol classified under these codes represented less than 3% of the 2014 U.S. exports discussed in this report.

U.S. Ethanol Import Data

- The import data in this report includes imports classified under the following Harmonized Tariff Schedule (HTS) codes:
 - **2207200010**: Ethyl alcohol and other spirits, denatured, of any strength: For fuel use
 - **2207106010**: Undenatured ethyl alcohol of an alcoholic strength by volume of 80 percent vol. or higher: For non-beverage purposes: For fuel use

Sources

- All data in this report comes from the U.S. Census Bureau, U.S. Department of Commerce, U.S. Department of Agriculture, U.S. International Trade Commission, and U.S. Energy Information Administration

THE E-CHANGE

The Renewable Fuels Association publishes **monthly** summaries of export and import data for ethanol and distillers dried grains on its blog, [The E-Change](#).

This report was prepared by Geoff Cooper, who may be contacted at gcooper@ethanolrfa.org or 636.594.2284.

Renewable Fuels Association

**425 Third Street, SW
Washington, D.C. 20024
202.289.3835
www.EthanolRFA.org**

