

# U.S. Distillers Grains Trade Statistical Summary

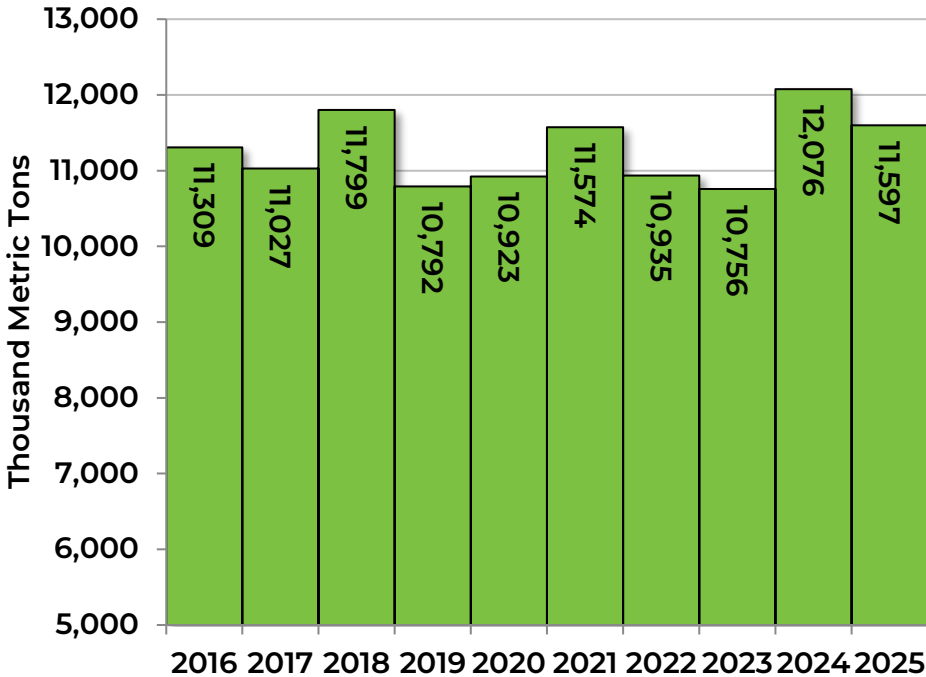


2025

 **RFA**  
RENEWABLE FUELS  
ASSOCIATION

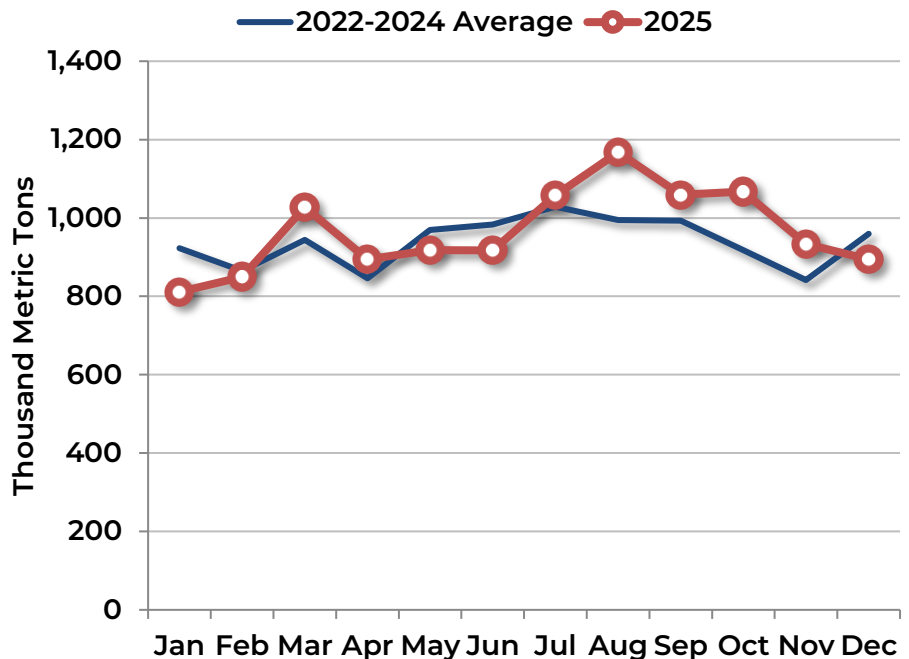
# 2025 DISTILLERS GRAINS EXPORTS

## U.S. Distillers Grains Exports



U.S. exports of distillers grains (DGs)—a high-quality feed ingredient produced by dry-mill ethanol facilities—**declined 4% to 11.6 million metric tons (MMT)** in 2025, after hitting 12 MMT for only the second time in history in 2024. DGs were **exported to more than 50 countries**.

## Monthly U.S. Distillers Grains Exports

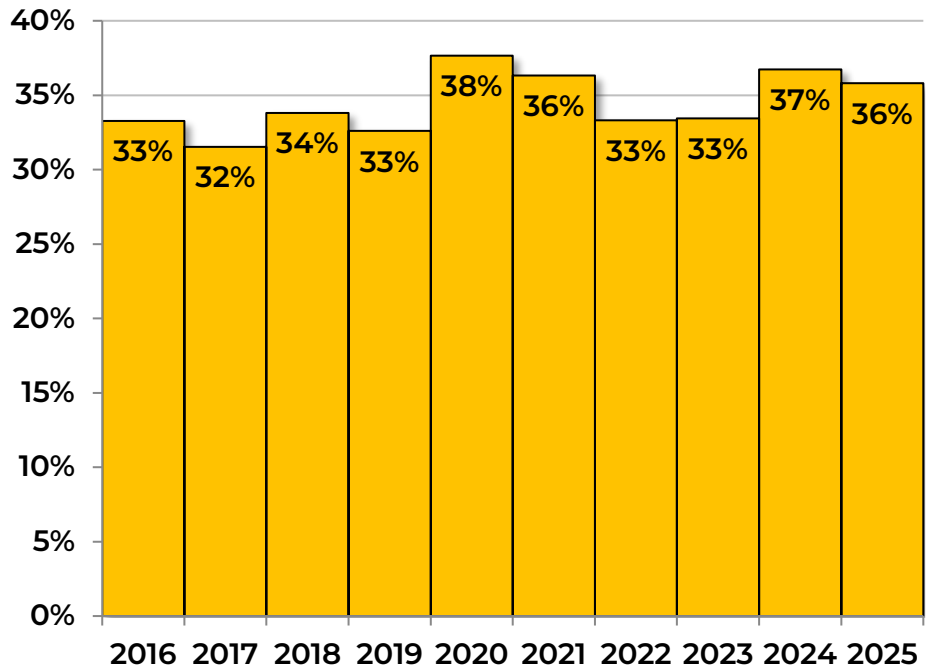


Monthly exports exceeded 1 MMT **five times** in 2025. From July through November, shipments were strong compared to recent years.

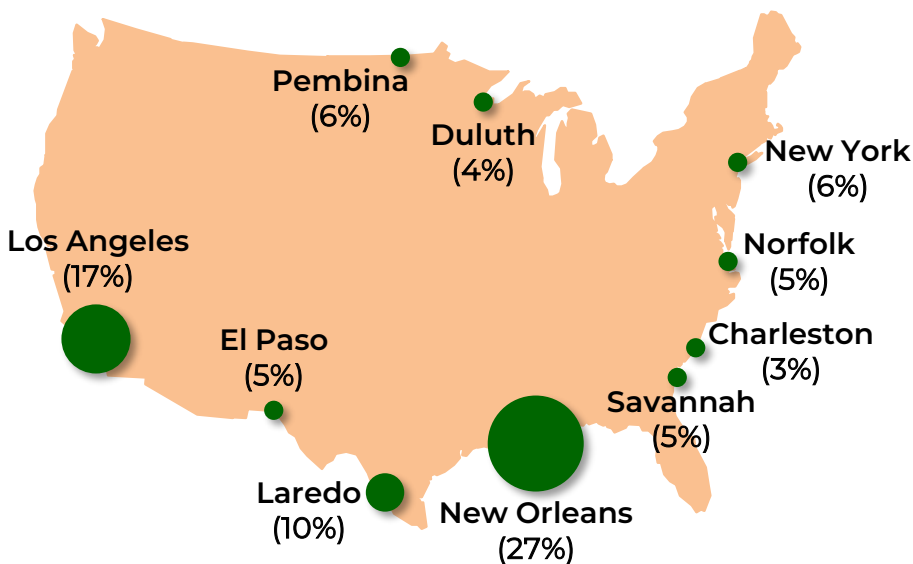
# 2025 DISTILLERS GRAINS EXPORTS

Export markets are essential to the ethanol industry. Approximately **36%** of the DGs produced in the U.S. were exported in 2025—close to historical highs.

### Export Share of U.S. DG Production



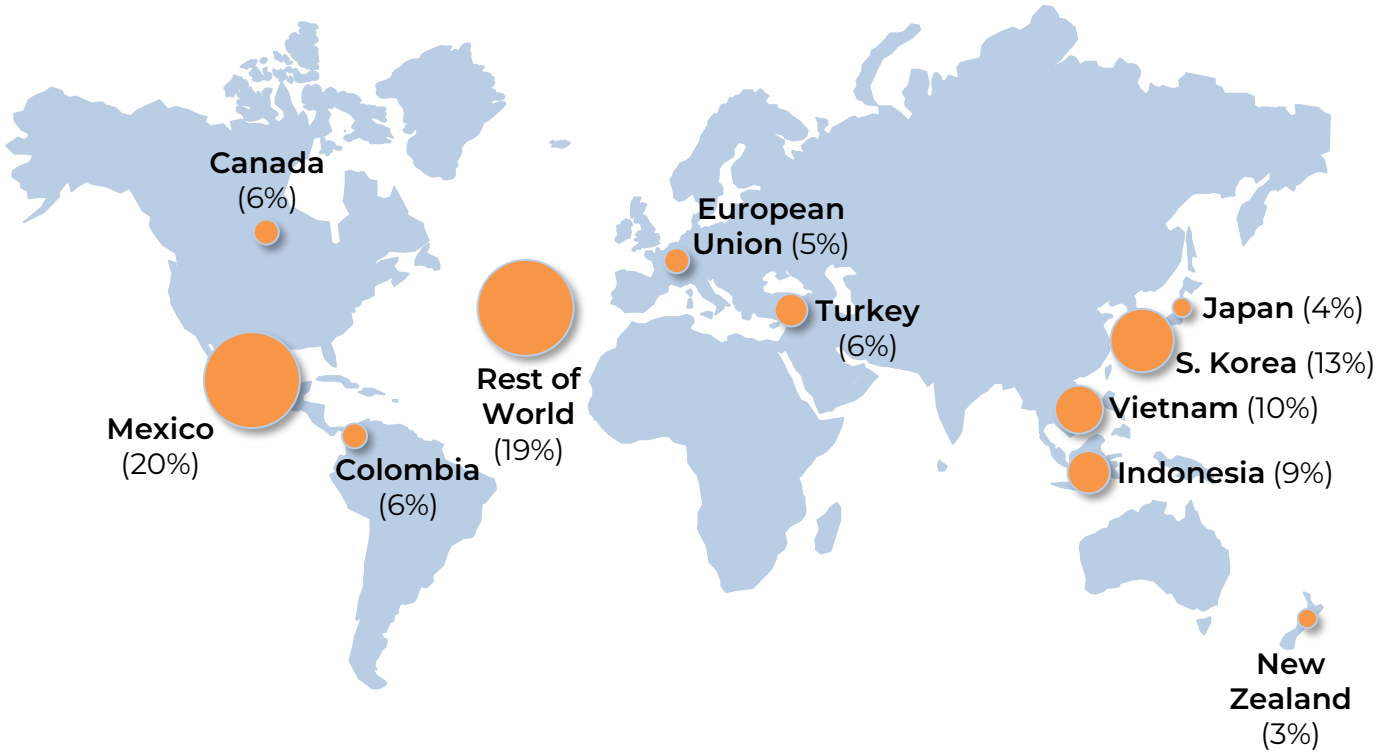
### Top Ports/Districts of Exit for DG Exports



DG exports left the U.S. through more than **20 ports and Customs districts**. Once again, **New Orleans** handled the most tonnage, followed by **Los Angeles**.

# 2025 DISTILLERS GRAINS EXPORTS: TOP MARKETS

## U.S. Distillers Grain Export Markets



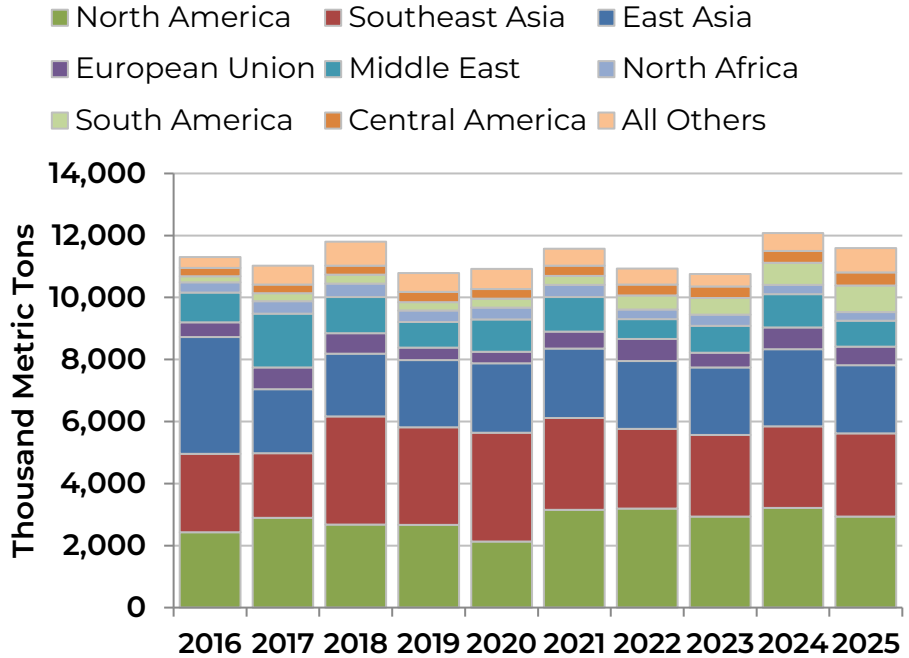
Country	2025 Total <i>000 Metric Tons</i>	2024 Total <i>000 Metric Tons</i>	Change %
Mexico	2,268	2,532	-10%
South Korea	1,500	1,480	1%
Vietnam	1,159	1,007	15%
Indonesia	994	989	1%
Turkey	723	847	-15%
Colombia	710	592	20%
Canada	671	682	-2%
European Union	600	705	-15%
Japan	413	431	-4%
New Zealand	375	177	112%

**Mexico, South Korea, and Vietnam** remained the **top three destinations** for U.S. DG exports. Shipments to **Colombia and New Zealand** exhibited **strong growth**.

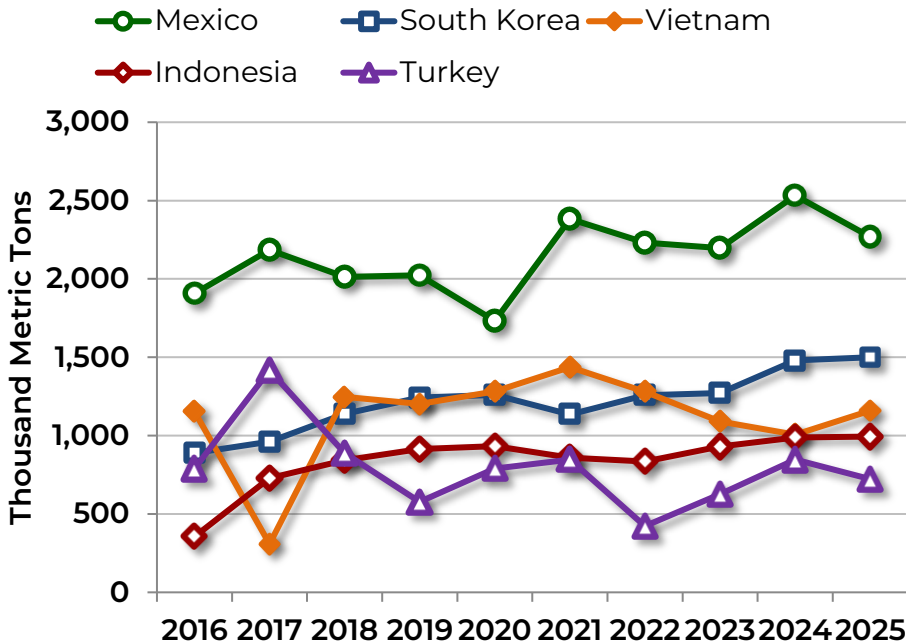
# DISTILLERS GRAINS EXPORT DESTINATIONS

## U.S. Distillers Grains Exports by Region

Regionally, **North America** was the **top export destination** again in 2025. **Southeast Asia** was a close second, followed by **East Asia**. The **Middle East and South America** were also important markets.



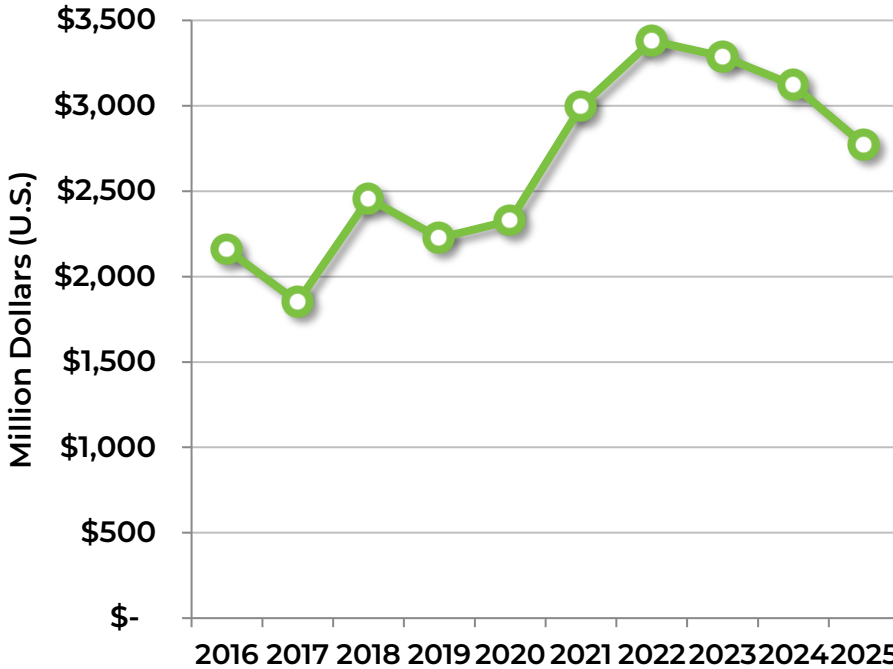
## DG Exports to Major Destinations



**One-fifth** of DG exports **went to Mexico**, though shipments receded from the 2024 record. Exports to **Vietnam rebounded**, while shipments to **South Korea and Indonesia were stable**. Exports to Turkey declined.

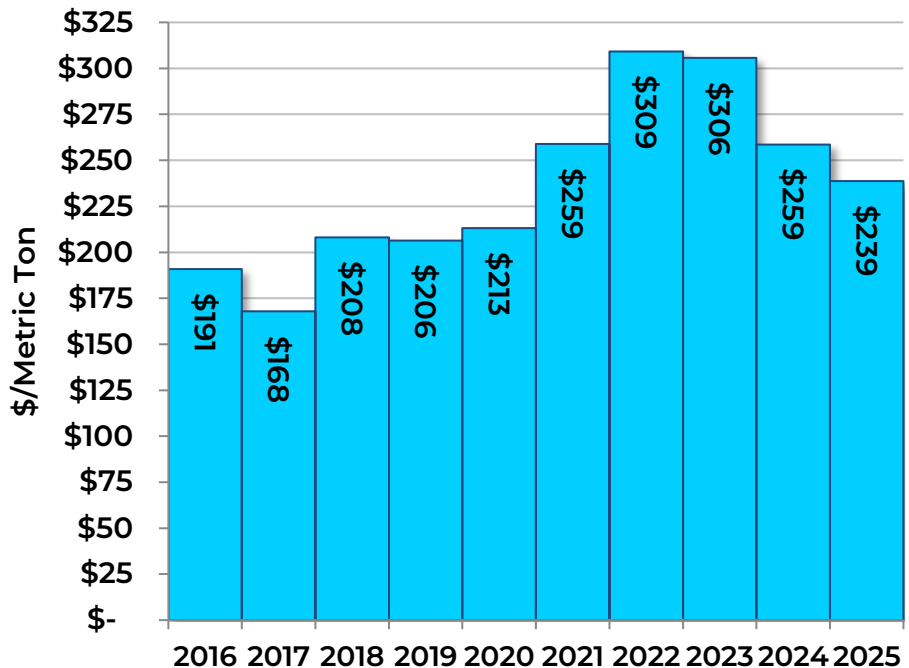
# DISTILLERS GRAINS EXPORT VALUE

## Value of U.S. Distillers Grains Exports



The value of U.S. DG exports fell to **\$2.8 billion** in 2025, as both volumes and prices declined. Still, DGs exports are an **important revenue source** for dry-mill ethanol facilities.

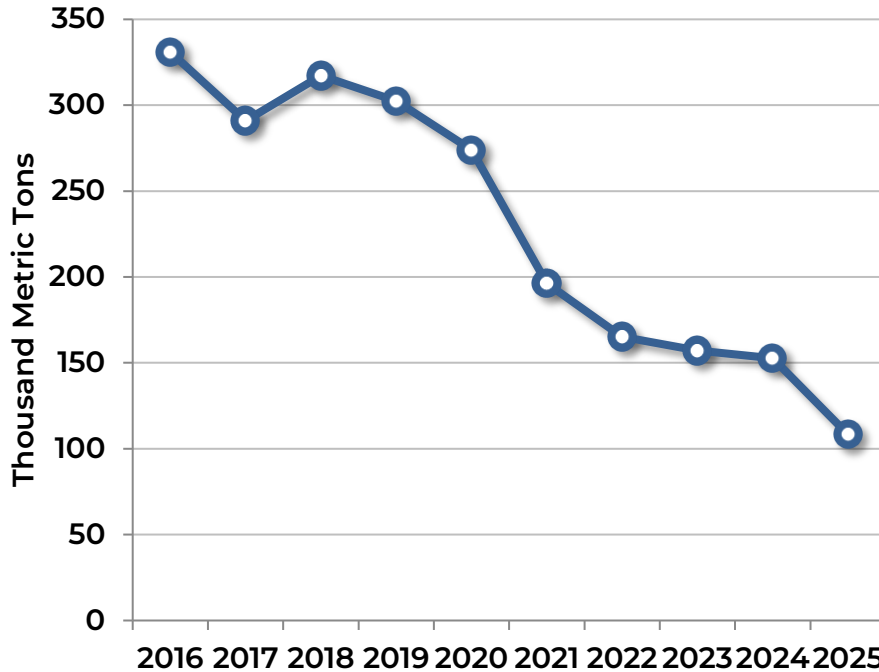
## Distillers Grains Export Price



The average price of U.S. DG exports was **\$239 per MT** in 2025, an **8% decline** from 2023, as bumper crops were harvested and prices of agricultural commodities remained low.

# 2025 DISTILLERS GRAINS IMPORTS

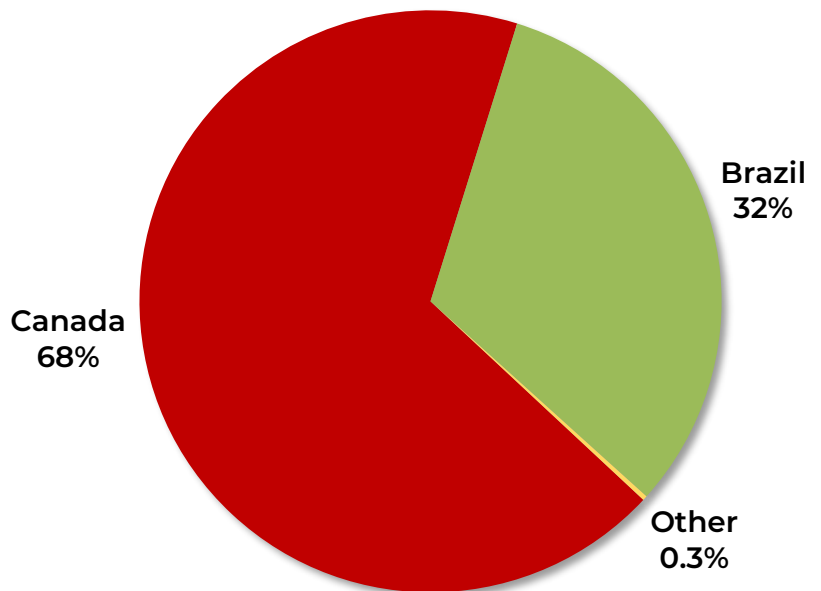
## U.S. Distillers Grains Imports



U.S. imports of DGs decreased to **108,000 MT** in 2025, continuing the downward trend of the last decade. Imports accounted for a **negligible share** of U.S. DG consumption.

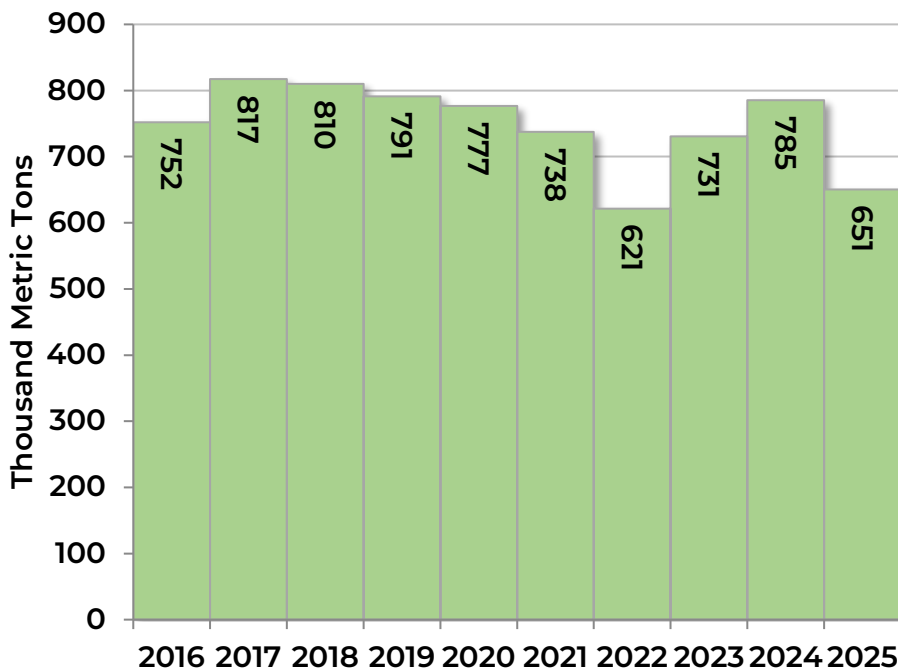
## Top Origins of U.S. DG Imports

More than **two-thirds** of DG import volumes came from **Canada**. **Brazil** accounted for almost all of the remainder.



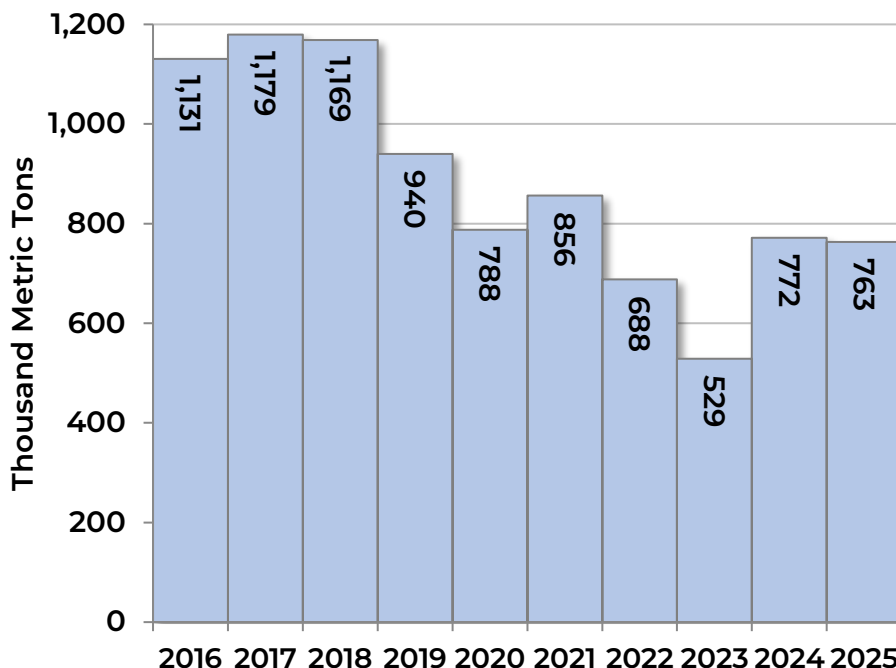
# 2025 EXPORTS OF OTHER CO-PRODUCTS

## U.S. Corn Gluten Meal Exports



U.S. exports of **corn gluten meal**—a feed co-product made by ethanol wet mills—**declined to 651,000 MT** in 2025. **Chile, Indonesia, Colombia, and Canada** were the top destinations.

## U.S. Corn Gluten Feed Exports



U.S. exports of **corn gluten feed**—also a co-product made by wet-mill ethanol facilities—**were steady at 763,000 MT**. The EU, Israel, the UK, and **Colombia** accounted for **more than 80%** of shipments.

# ABOUT THE DATA IN THIS REPORT

---

## U.S. Co-product Export and Import Data

- The export and import data in this report include products classified under the following Harmonized Tariff Schedule (HTS) codes:
  - **2303300000**: Brewing or distilling dregs and waste (Distillers Grains)
  - **2303100010**: Residues of starch manufacture and similar residues: Corn gluten feed
  - **2303100020**: Residues of starch manufacture and similar residues: Corn gluten meal

## Sources

- All data in this report come from the U.S. Census Bureau, U.S. Department of Commerce, and U.S. Department of Agriculture.

The Renewable Fuels Association publishes **monthly** summaries of export and import data for ethanol and distillers dried grains in its [Trade Monitor](#).

This report was prepared by Scott Richman, who may be contacted at [srichman@ethanolrfa.org](mailto:srichman@ethanolrfa.org).



**Renewable Fuels Association**  
**16024 Manchester Road**  
**Suite 101**  
**Ellisville, MO 63011**  
**636.594.2284**  
[www.EthanolRFA.org](http://www.EthanolRFA.org)