
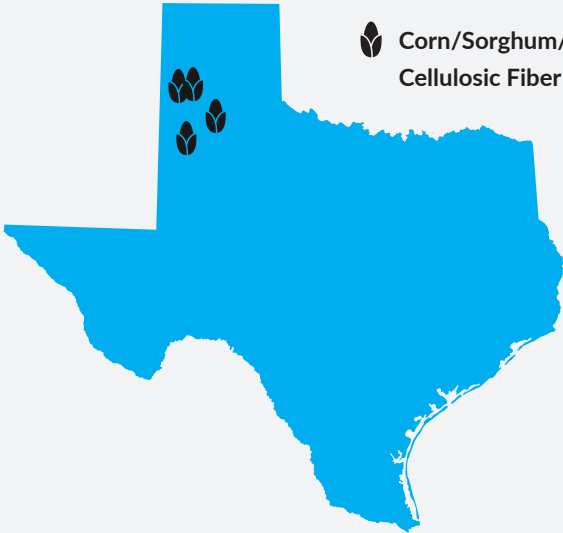


LOCATIONS

FEEDSTOCKS

 Corn/Sorghum/
Cellulosic Fiber



ETHANOL FACILITIES

Congressional District Capacity (MGY)*

Facility	Congressional District	Capacity (MGY)*
1. Diamond Ethanol LLC	TX-19	40
2. Hereford Ethanol Partners LP	TX-13	120
3. White Energy Inc. (Hereford)	TX-13	130
4. White Energy Inc. (Plainview)	TX-19	130

*Production Capacity (Million Gallons Per Year)

ANNUAL PRODUCTION

420 Million

Gallons of Ethanol

1.1 Million

Tons of Distillers Grains

2%

Share of U.S. Ethanol
Capacity

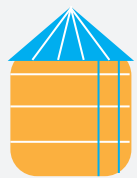


CORN USE



3,714

Farms Growing Corn



**208
Million**

Bushels of Annual
Corn Production



**\$1.0
Billion**

Value of Corn Production



61%

Corn Used for Ethanol
Production

ECONOMIC IMPACT

**\$769
Million**

Value of Ethanol and
Distillers Grains
Production

**7,188
Jobs**

Full-Time Employees
Supported by Ethanol
Production

**\$648
Million**

Ethanol's Positive
Impact on Household
Incomes

FUEL USE

FUEL CONSUMPTION (GALLONS)



14.6 Billion

Gasoline

1.6 Billion

Ethanol

ETHANOL BLENDING BENEFITS

10.7%

Ethanol Blend Rate



\$3.9 Billion

Gasoline Savings

1.3 Million

Metric Tons of Avoided
CO₂ Emissions

STATIONS OFFERING HIGHER BLENDS



428

E85

172

E15