




TENNESSEE

LOCATIONS

FEEDSTOCKS

-  Corn
-  Food/Beverage/CPG Waste



ETHANOL FACILITIES

	Congressional District	Capacity (MGY)*
1. Dynamic Recycling LLC	TN-1	5
2. Green Plains Obion LLC	TN-8	120
3. Primient	TN-2	110

*Production Capacity (Million Gallons Per Year)

ANNUAL PRODUCTION

235 Million

Gallons of Ethanol

1%

Share of U.S. Ethanol Capacity

315 Thousand

Tons of Distillers Grains

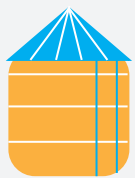


CORN USE



3,596

Farms Growing Corn



100 Million

Bushels of Annual Corn Production



\$446 Million

Value of Corn Production



71%

Corn Used for Ethanol Production

ECONOMIC IMPACT

\$393 Million

Value of Ethanol and Distillers Grains Production

4,022 Jobs

Full-Time Employees Supported by Ethanol Production

\$363 Million

Ethanol's Positive Impact on Household Incomes

FUEL USE

FUEL CONSUMPTION (GALLONS)



3.4 Billion

Gasoline

348 Million

Ethanol

ETHANOL BLENDING BENEFITS

10.2%

Ethanol Blend Rate



\$969 Million

Gasoline Savings

700 Thousand

Metric Tons of Avoided CO₂ Emissions

STATIONS OFFERING HIGHER BLENDS



124

E85

38

E15