



# NORTH DAKOTA

## LOCATIONS

### FEEDSTOCKS

-  Corn/Cellulosic Fiber
-  Food/Beverage/CPG Waste



## ETHANOL FACILITIES

Congressional District Capacity (MGY)\*

Rank	Facility Name	Congressional District	Capacity (MGY)*
1.	Guardian Hankinson LLC	ND-AL	150
2.	Harvestone Low Carbon Partners	ND-AL	80
3.	Harvestone Low Carbon Partners	ND-AL	73
4.	Net-Zero Richardton LLC	ND-AL	65
5.	Red River BioRefinery LLC	ND-AL	17
6.	Tharaldson Ethanol LLC	ND-AL	170

\*Production Capacity (Million Gallons Per Year)

## ANNUAL PRODUCTION

**555 Million**

Gallons of Ethanol

**1.4 Million**

Tons of Distillers Grains

**3%**

Share of U.S. Ethanol Capacity

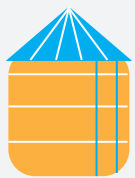


## CORN USE



**5,059**

Farms Growing Corn



**542 Million**

Bushels of Annual Corn Production



**\$2.2 Billion**

Value of Corn Production



**31%**

Corn Used for Ethanol Production

## ECONOMIC IMPACT

**\$943 Million**

Value of Ethanol and Distillers Grains Production

**9,498 Jobs**

Full-Time Employees Supported by Ethanol Production

**\$857 Million**

Ethanol's Positive Impact on Household Incomes

## FUEL USE

### FUEL CONSUMPTION (GALLONS)



**400 Million**

Gasoline

**45 Million**

Ethanol

### ETHANOL BLENDING BENEFITS

**10.7%**

Ethanol Blend Rate



**\$128 Million**

Gasoline Savings

**1.7 Million**

Metric Tons of Avoided CO<sub>2</sub> Emissions

### STATIONS OFFERING HIGHER BLENDS



**70**  
E85

**35**  
E15