

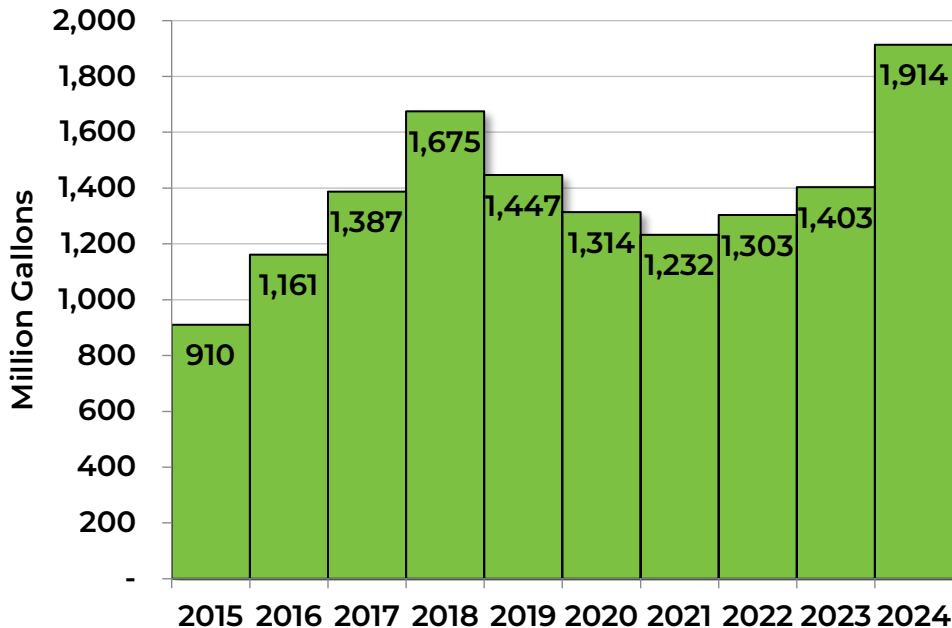
U.S. Ethanol Trade Statistical Summary

2024



2024 U.S. ETHANOL EXPORTS

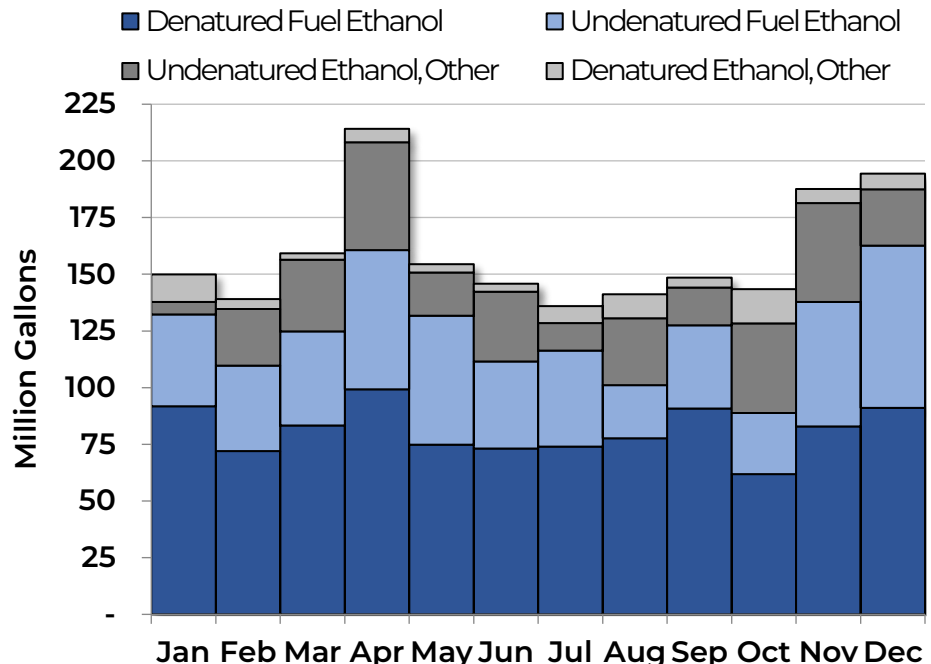
U.S. Ethanol Exports



U.S. ethanol exports surged to 1.91 billion gallons in 2024, a record by far. Shipments not only jumped 510 million gallons from 2023 but also topped the previous record by more than 200 million gallons. American-made ethanol was exported to 80 countries on all six inhabited continents.

Monthly U.S. Ethanol Exports, by Type

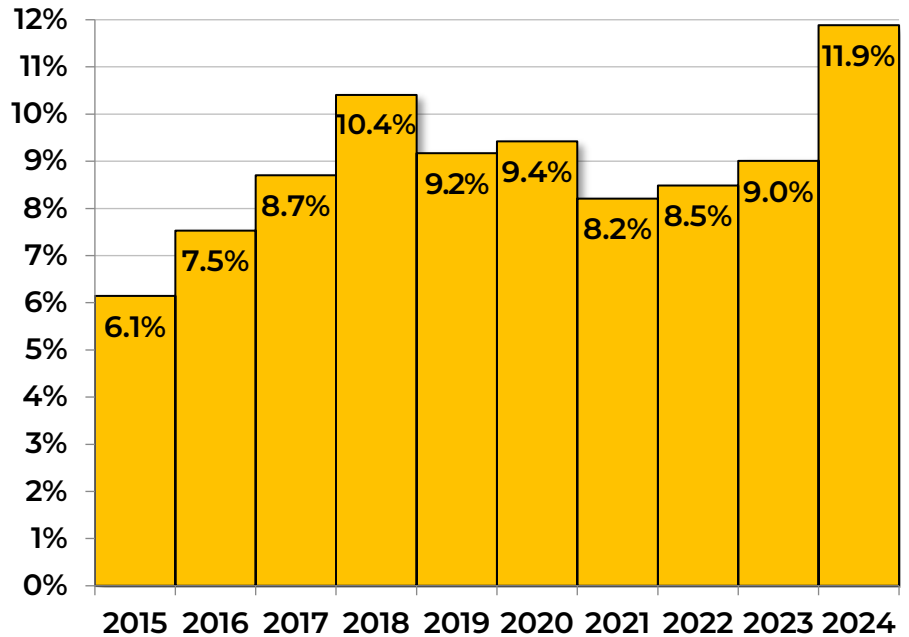
Denatured fuel ethanol accounted for half of exports, as it is the primary product shipped to Canada, our largest destination. Udenatured fuel ethanol, which is shipped to the UK, EU, and Colombia, represented more than a quarter of exports. Exports exceeded 125 million gallons each month in 2024.



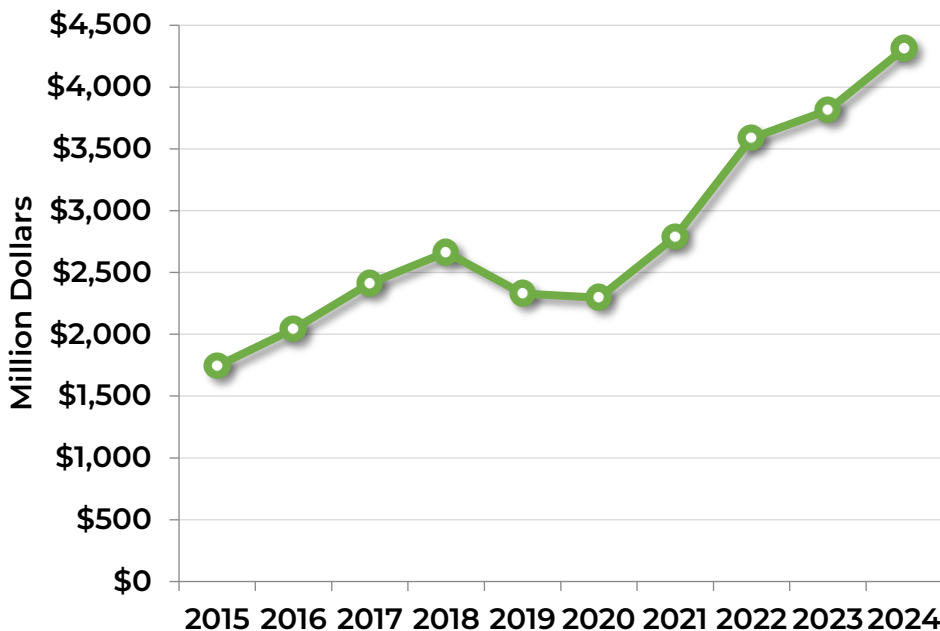
2024 U.S. ETHANOL EXPORTS

Export Share of Ethanol Production

A record 12% of U.S. ethanol production was exported. This occurred even as ethanol production also approached a record level, in response to surging exports and strong domestic demand.



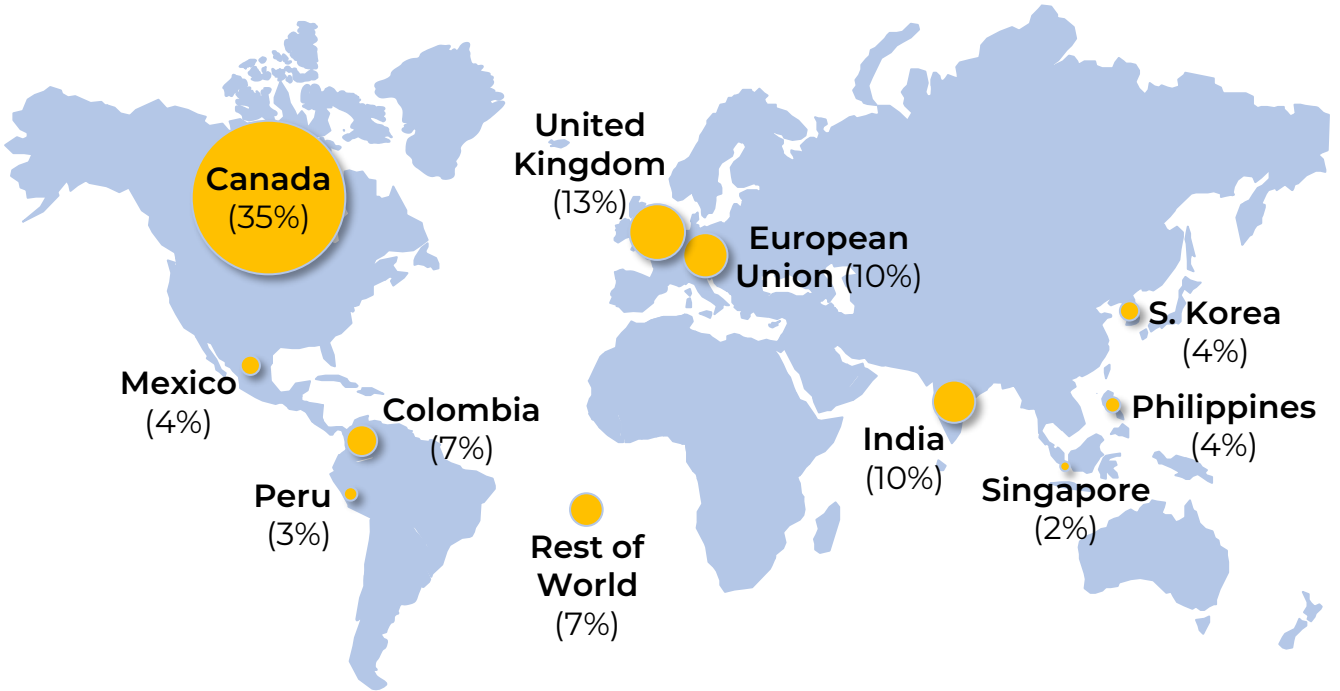
Value of Ethanol Exports



The **value** of U.S. ethanol exports **hit a record \$4.3 billion** in 2024, eclipsing the previous high-water mark set a year earlier. This was driven by higher volumes, given that the prices of ethanol and other commodities declined.

2024 ETHANOL EXPORTS: TOP MARKETS

U.S. Ethanol Export Markets



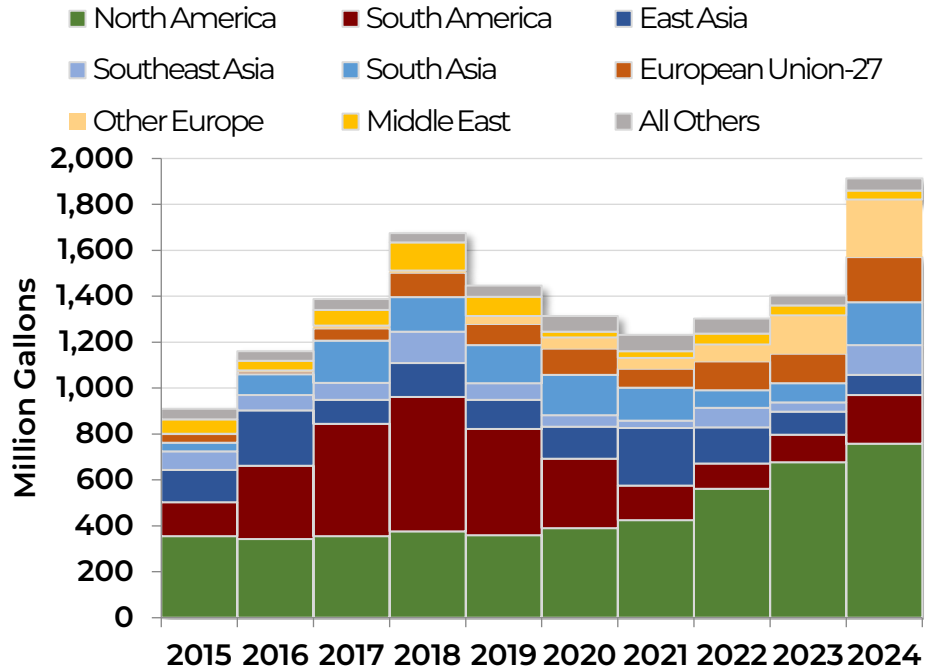
Ethanol exports to the top 10 markets in 2024 are shown below. All volumes are in millions of gallons, unless otherwise noted.

Country	Den. Fuel	Unden. Fuel	Den. Other	Unden. Other	2024 Total	2023 Total	Change
Canada	628.3	0.1	35.6	10.6	674.6	624.4	8%
United Kingdom	97.9	146.0	0.0	0.0	243.8	160.1	52%
European Union	59.5	103.1	0.1	34.4	197.0	128.0	54%
India	35.3	27.8	0.0	123.9	187.0	83.8	123%
Colombia	23.4	97.3	0.1	12.8	133.7	72.8	84%
South Korea	6.0	15.6	31.7	31.6	84.9	99.4	-15%
Mexico	6.0	14.0	7.5	56.2	83.8	52.8	59%
Philippines	0.0	58.6	0.0	12.5	71.1	29.9	138%
Peru	43.5	6.8	0.0	0.0	50.3	47.2	6%
Singapore	27.7	6.5	0.0	11.9	46.1	10.0	363%

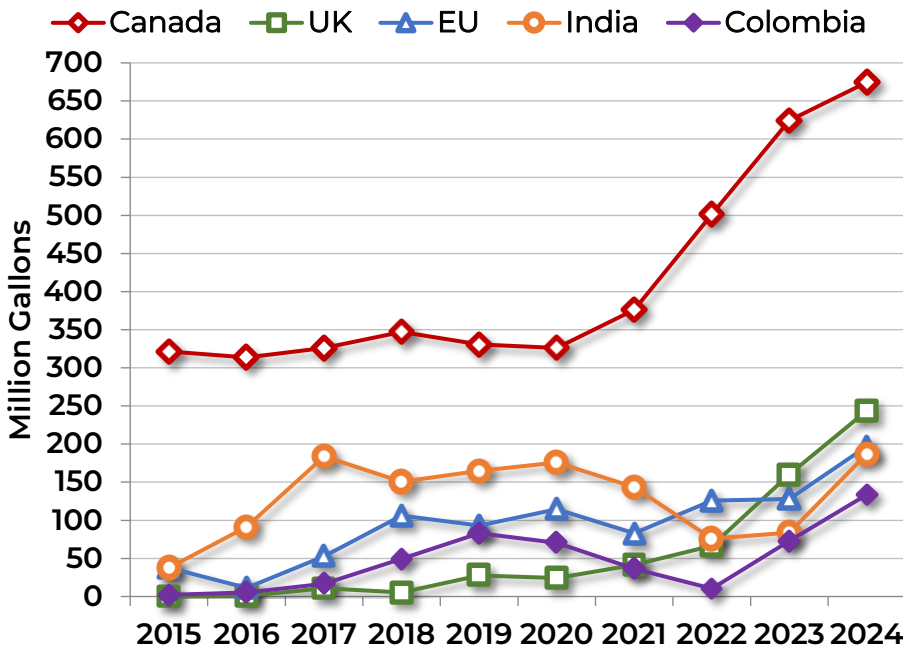
ETHANOL EXPORT DESTINATIONS

U.S. Ethanol Exports by Region

North America solidified its position as the **largest regional destination** for U.S. ethanol. Exports **strengthened to the EU and other Europe**, mainly the UK. Shipments **more than doubled to South and Southeast Asia**. Exports to **South America** rose, even as the Brazilian market was limited by a tariff.



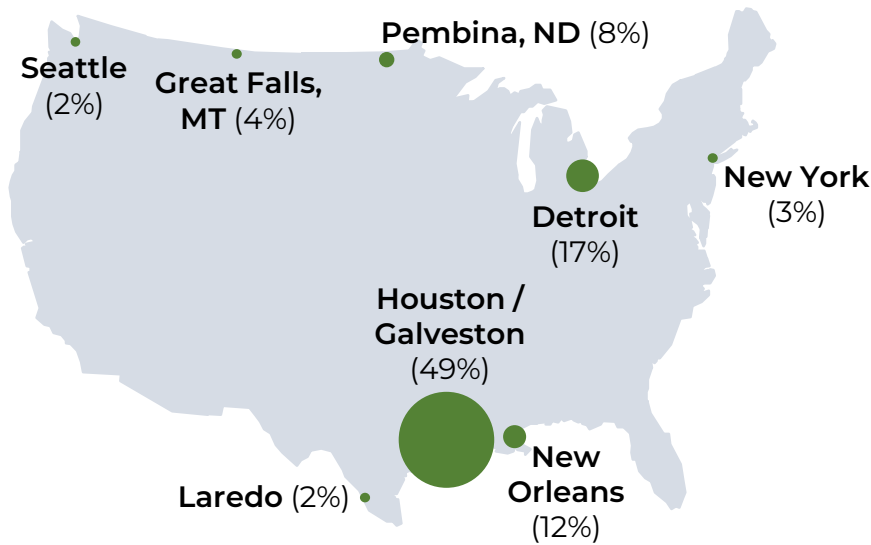
Changing U.S. Ethanol Export Markets



Exports to **Canada** again set a **single-year record for any destination**. Exports to the **UK continued to grow** after its shift to E10. Shipments to **India more than doubled** as it moves toward 20%-ethanol blends. **Colombia re-emerged** as a top-five market. Though not reflected in U.S. data, roughly 140 million gallons of ethanol were used to produce **ETBE for Japan**.

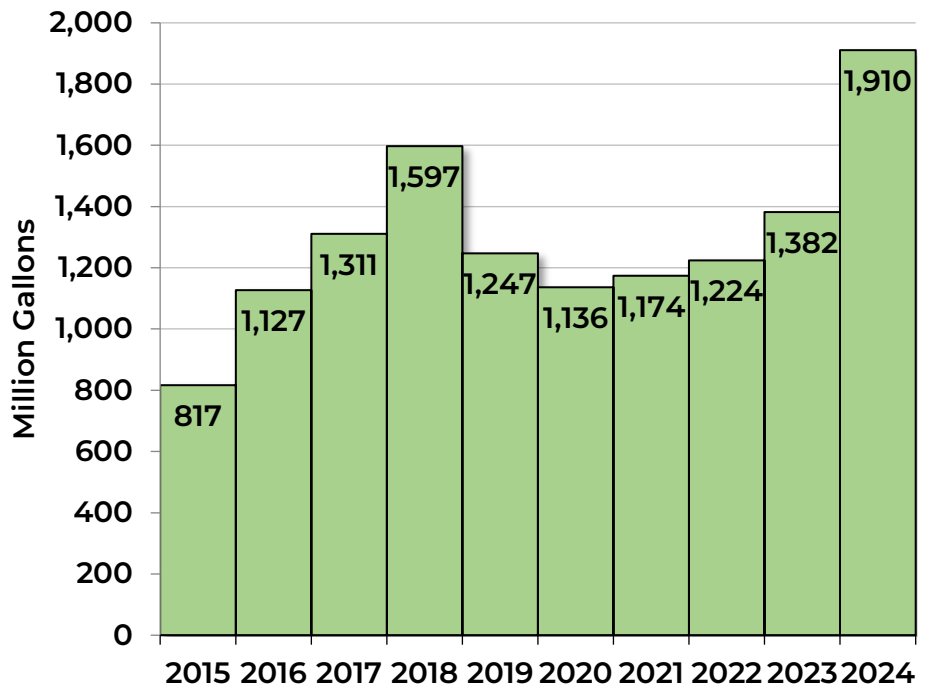
2024 NET EXPORTS AND HUBS

Top Ports/Districts of Exit for Ethanol Exports



More than 60% of U.S. ethanol exports were shipped via **Gulf ports**, with **Houston/Galveston** alone **accounting for half**. Movements to Canada via the **Detroit** Customs district **continued to increase**. Volumes also were shipped from the **Pacific Northwest, Northern Tier** and **East Coast**.

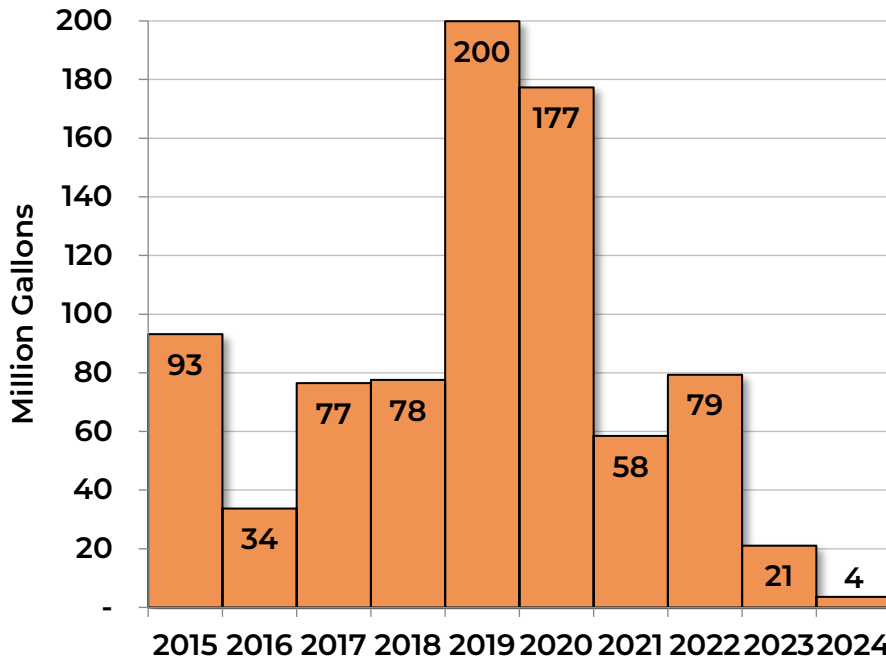
U.S. Net Ethanol Exports



Net exports of ethanol **also set a record** in 2024. The U.S. was a net exporter for the **15th straight year**.

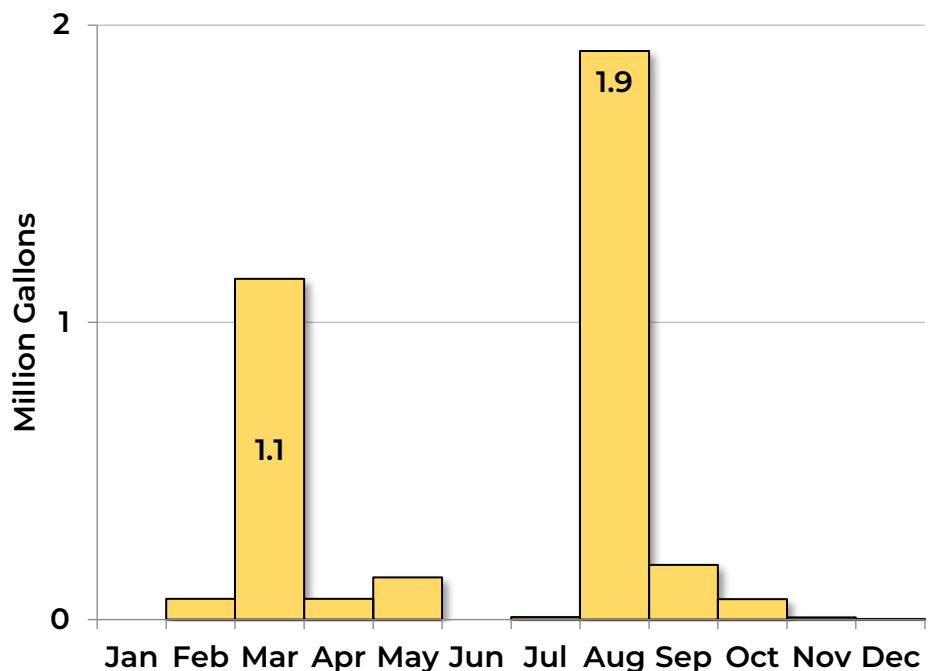
2024 U.S. ETHANOL IMPORTS

U.S. Fuel Ethanol Imports



Fuel ethanol imports were minimal in 2024, at only 4 million gallons. It was the lowest import volume in at least 30 years.

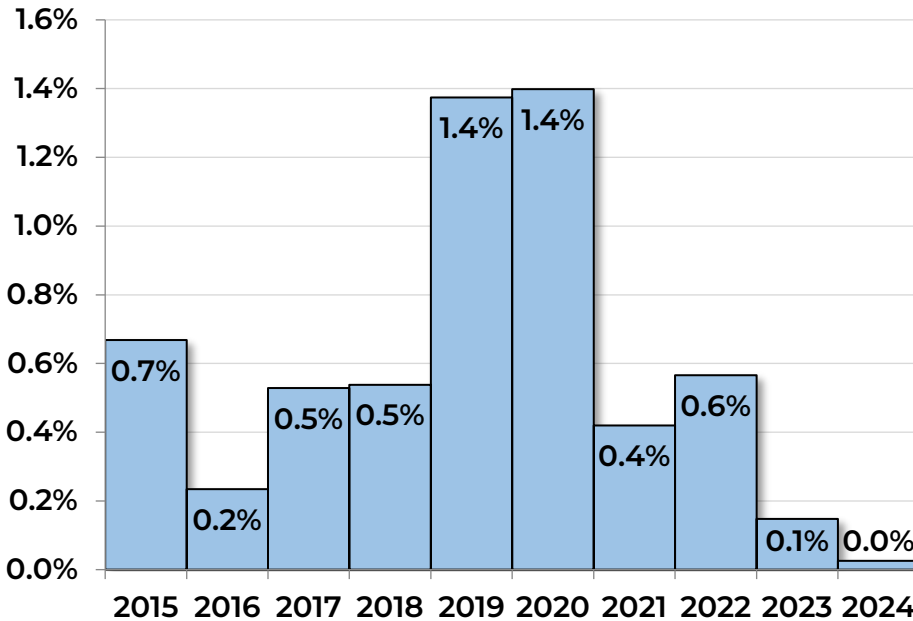
Monthly U.S. Ethanol Imports in 2024



Nearly all fuel ethanol imports came from Brazil, the second-largest producer in the world behind the U.S. There were only two months in 2024 when significant volumes of ethanol were imported.

2024 U.S. ETHANOL IMPORTS

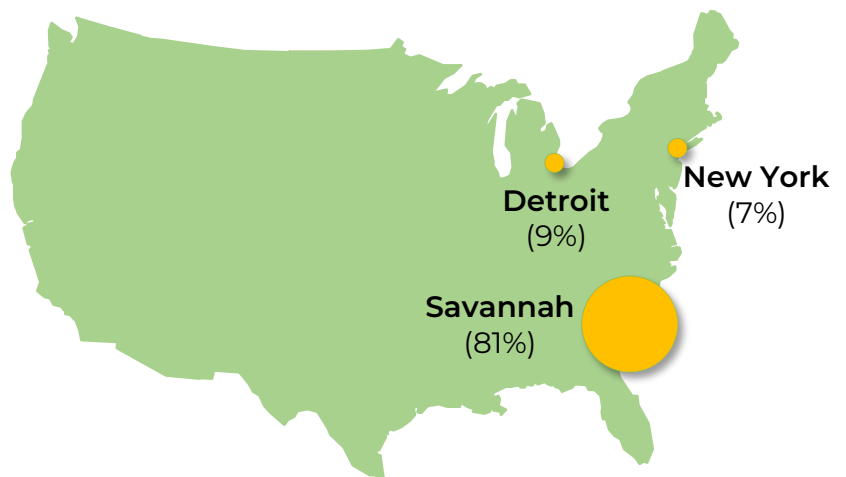
Ethanol Imports:
Share of Total U.S. Ethanol Usage



Ethanol continued to bolster America's energy security, as imports accounted for a negligible share of U.S. consumption in 2024.

Top Ports of Entry for Ethanol Imports

The small volumes of ethanol that were imported **entered primarily through Savannah** for use at a nearby processing facility and secondarily through the **Detroit and New York** customs districts.



ABOUT THE DATA IN THIS REPORT

U.S. Ethanol Export Data

- The export data in this report includes exports classified under the following Harmonized Tariff Schedule (HTS) codes:
 - **2207200010**: Ethyl alcohol and other spirits, denatured, of any strength: For fuel use
 - **2207106010**: Undenatured ethyl alcohol of an alcoholic strength by volume of 80 percent vol. or higher: For non-beverage purposes: For fuel use
 - **2207200090**: Ethyl alcohol and other spirits, denatured, of any strength: Other
 - **2207106090**: Undenatured ethyl alcohol of an alcoholic strength by volume of 80 percent vol. or higher: For non-beverage purposes: Other
- 2207200090 and 2207106090 are included in this report because of product similarities and because there is anecdotal evidence that ethanol intended for fuel use is sometimes reported under these codes. Ethanol classified under these codes represented 21% of the 2024 exports, as estimated in this report.

U.S. Ethanol Import Data

- The import data in this report includes imports classified under the following Harmonized Tariff Schedule (HTS) codes:
 - **2207200010**: Ethyl alcohol and other spirits, denatured, of any strength: For fuel use
 - **2207106010**: Undenatured ethyl alcohol of an alcoholic strength by volume of 80 percent vol. or higher: For non-beverage purposes: For fuel use

Sources

- All data in this report comes from the U.S. Census Bureau, Department of Commerce, and Department of Agriculture

The Renewable Fuels Association publishes **monthly** summaries of export and import data for ethanol and distillers dried grains in its [Trade Monitor](#).

This report was prepared by Scott Richman, who may be contacted at srichman@ethanolrfa.org or 636.594.2284.



Renewable Fuels Association
16024 Manchester Road
Suite 101
Ellisville, MO 63011
636.594.2284
www.EthanolRFA.org