

# Variable demand as a means to more sustainable biofuels and biobased materials

**Iris Vural Gursel** , Wageningen Food & Biobased Research, Wageningen, The Netherlands

**Foluke Quist-Wessel**, AgriQuest, Heteren, The Netherlands

**Hans Langeveld**, Biomass Research, Wageningen, The Netherlands

**Keith L. Kline**<sup>†</sup>, Environmental Science Division, Oak Ridge National Laboratory, Oak Ridge, TN, USA

**Maja Slingerland**, Plant Production Systems, Wageningen University and Research, Wageningen, The Netherlands

**Patricio Grassini**, Department of Agronomy and Horticulture, University of Nebraska-Lincoln, Lincoln, NE, USA

**Kees Kwant**, Netherlands Enterprise Agency, Utrecht, The Netherlands

**Wolter Elbersen**, Wageningen Food & Biobased Research, Wageningen, The Netherlands

**Received June 26 2020; Revised September 18 2020; Accepted October 07 2020;**

**View online November 12, 2020 at Wiley Online Library (wileyonlinelibrary.com);**

**DOI: 10.1002/bbb.2164; *Biofuels, Bioprod. Bioref.* 15:15–31 (2021)**

**Abstract:** Expanding the use of biofuels is controversial because of concerns about competition with food. Here we describe how varying the biofuel demand could help address these concerns. Variable biofuel demand can be implemented through market or policy mechanisms that adjust biofuel production according to feedstock availability, expanding or contracting in response to supply surplus or limitations. Based on a survey, an expert workshop, and relevant literature, the effects of a variable biofuel demand approach are evaluated with respect to food security, agricultural productivity, detrimental land-use change, and feedstock competition with biobased chemicals and materials. Here we provide evidence that variable biofuel demand can enhance the synergistic development of agriculture, renewable biomass feedstocks and biofuels, but implementation faces several challenges. Recommendations are provided for governance options to tackle these challenges. © 2020 The Authors. *Biofuels, Bioproducts, and Biorefining* published by Society of Chemical Industry and John Wiley & Sons, Ltd.

**Key words:** biofuels; food security; ILUC; agricultural productivity; biobased chemicals; bioeconomy policy; market competition

Correspondence to: Wolter Elbersen, Wageningen Food & Biobased Research, P.O. Box 17, 6700 AA Wageningen, The Netherlands.

E-mail: wolter.elbersen@wur.nl

<sup>†</sup>Copyright Notice: This manuscript is coauthored by an employee of UT-Battelle, LLC, under contract DE-AC05-00OR22725 with the US Department of Energy (DOE). By accepting the article for publication, the publisher acknowledges that the US government retains a nonexclusive, paid-up, irrevocable, worldwide license to publish or reproduce the published form of this manuscript, or allow others to do so, for US government purposes. The DOE will provide public access to these results of federally sponsored research in accordance with the DOE Public Access Plan (<http://energy.gov/downloads/doe-public-access-plan>).



## Introduction

Bioenergy is often viewed as an essential and large component in strategies to reduce greenhouse gas (GHG) emissions to limit climate change.<sup>1–3</sup> The potential competition for feedstock between food, feed, biofuels, and other non-food applications (materials and chemicals), however, has emerged as a barrier for large-scale use of bioenergy.<sup>4</sup> This has led to extensive research on approaches for more sustainable bioenergy production and explicit calls for policies that will limit potential negative impacts of biofuel production.<sup>2,5–7</sup>

Varying the demand for – and production of – biofuels may provide a valuable solution to concerns about competition with food. Production of bioethanol from sugars and starches or biodiesel from fats and oils can be increased in times of excess feedstock availability (and low feedstock prices), and reduced when feedstock availability is low (and feedstock prices are high). Accordingly, feedstock for biofuels can provide a ‘virtual food reserve’, meaning that feedstock can be shifted when required to meet priority food demand. This concept is not new. Food and Agriculture Organization Director General José Graziano da Silva, for example, advocated ‘Flexible Biofuel Policies for Better Food Security’.<sup>8</sup>

Biofuels represent a major source of renewable energy. They play an important role in the realization of the UN sustainable development goals (SDGs) especially in the context of energy security (SDG-7) and climate change (SDG-13). Biofuel production is also linked to health (SDG-3), employment, and growth (SDG-8), rural development (SDG-2), soil management (SDG-15), and water quality (SDG-6).<sup>9</sup> Bioenergy, like all sources of energy, can have negative impacts if resources are developed and deployed improperly. Three key concerns about biofuels and corresponding SDGs are: food security (SDG-2); detrimental indirect effects on forests and biodiversity, often described as ‘indirect land use change’ or ILUC, and associated GHG emissions and biodiversity loss (SDG-15), and availability of sustainable biomass for other uses (chemicals and materials).<sup>10</sup>

Despite major increases in global food availability, the number of undernourished people, facing chronic food deprivation, increased to nearly 821 million in 2019, up from 785 million in 2015.<sup>11</sup> Reducing global hunger crucially depends on improving living conditions in the rural areas where most poor and malnourished people live.<sup>12</sup> This requires more investments in agriculture and rural development.

Biofuels can positively affect crop production, input use efficiency, farm income, and agricultural investments – thereby increasing crop yields.<sup>12–16</sup> Biofuel production can improve health conditions and employment, and provide

opportunities for women and poor households.<sup>13</sup> These positive effects can provide an important positive impulse for food security and livelihoods in both rural and urban areas. Having multiple markets for their products brings more resilience to farmers.

A number of studies demonstrated potential advantages of enhanced biofuel production,<sup>17–20</sup> but improper development of biofuel production also brings risks, especially in areas where land tenure and resource access rights are not well established, and health and environmental standards are insufficiently respected. A balanced approach is therefore needed.

This paper evaluates possible impacts of a *variable biofuel demand approach*, i.e. a policy or market mechanism that adjusts biofuel production to changes in biomass availability as determined by variations in feedstock supplies, typically driven by crop yield and stocks. The idea is presented in Fig. 1.

Meeting future food, feed, fuel, and material demand on available arable land will require considerable improvement of crop yields. Research on yield gaps suggests that there is a huge opportunity to increase yields on current cropland, especially in Africa, and parts of Asia, Eastern Europe, and the Americas.<sup>21–23</sup>

This paper presents the outcomes of a project that evaluated potential impacts of variable biofuel production as an instrument to address some of the primary concerns associated with the production of biofuels from starches, sugars, and oilseeds, e.g., using feedstocks such as maize, sugarcane, and soybeans. Biofuels that utilize these resources as the primary feedstock are described as conventional or ‘first-generation’ biofuels. The project consisted of a literature review, a survey, and a dedicated workshop.

Over 50 international respondents offered their views on a variable biomass demand policy through the survey.<sup>24</sup> These views were discussed in a dedicated workshop with experts from the USA, Canada, Belgium, Germany, and the Netherlands.<sup>25</sup> Highlights from the discussions and recommendations for improving policies to support more

**A Variable Biofuel Demand Approach**  
**Varying production volumes of biofuels according to feedstock availability. The policy aims to:**

- Increase food security of conventional agricultural crops, where feedstock for biofuels is a virtual reserve
- Provide incentives to increase agricultural output per hectare of land
- Reduce risks of detrimental indirect effects
- Ensure availability of feedstocks for biobased economy

Figure 1. Variable biofuel demand approach.

sustainable biofuel production are presented here. A variable biofuel demand policy will be evaluated below in terms of potential impact on food security, agricultural productivity, detrimental indirect effects on land, forests, and biodiversity and feedstock supply for the biobased chemicals and materials.

## Variable biofuel demand

### Survey

The purpose of the survey was to document opinions on how the concept of variable biofuel demand could affect sustainability issues for biofuels and other biobased applications (materials and chemicals) based on conventional agricultural crops. The survey included ten statements on which respondents could indicate the extent to which they agreed or disagreed with the statements by selecting one of the following five answers: ‘strongly disagree’, ‘disagree’, ‘neither agree nor disagree’, ‘agree’, or ‘strongly agree’. Respondents had the option to provide comments to explain their answer. A list was compiled of 305 people who would be knowledgeable about the topic, covering a wide range of disciplinary backgrounds and geographical locations.

They were invited by e-mail to participate in the survey and 52 people (17%) responded with a complete survey. The majority had a background in environmental sciences (37%). The other disciplines included agriculture (21%), economics (10%), and chemistry (8%). About a quarter had ‘other’ backgrounds including the renewable energy and biofuel sector. The majority of respondents were working in research/consultancy (58%), while some were working in government (12%) and industry (10%), and only 1 was working for a non-governmental organization. The option ‘other’ represented 19% and included universities, industry associations and international organizations. Regarding the region of respondents, where there was possibility to choose multiple regions, most of them were working in Europe (50%) and North America (23%). Some were also working in South America (12%) and Australia/Pacific (12%); few were working in Africa (8%), while only 1 respondent was working in Asia.

A ‘weighted score’ was calculated as the average for the scores plus or minus the standard deviation (STD). Table 1 presents the ten statements and the responses of the respondents ranked according to the agreement score. Six statements had a positive score, indicating most respondents agreed with these statements. The strongest agreement

**Table 1. Overview of responses on 10 statements about a variable biofuel demand policy allowing respondents to select one answer: strongly disagree (−2), disagree (−1), neither agree nor disagree (0), agree (1) or strongly agree (2). The weighted score is the average for the scores plus or minus the standard deviation (STD).<sup>24</sup>**

Statements	Weighted score	STD	−2	−1	0	1	2
<b>Very low food prices</b> are equally bad for food security as <b>very high food prices</b> .	<b>0.85</b>	1.07	6%	6%	13%	48%	27%
A variable biofuel demand will have a <b>positive effect on agricultural productivity</b> leading to additional financial investments in production capacity and technology.	<b>0.44</b>	1.32	10%	19%	13%	33%	25%
A variable biofuel demand will have a <b>positive effect on food security</b> , because biofuels serve essentially as a virtual food reserve.	<b>0.35</b>	1.23	8%	21%	19%	33%	19%
A variable biofuel demand will <b>lead to higher agricultural output per hectare</b> .	<b>0.31</b>	1.37	12%	21%	17%	25%	25%
A variable biofuel demand will <b>reduce the risk of</b> indirect land use change (ILUC)	<b>0.15</b>	1.21	8%	29%	17%	33%	13%
A variable biofuel demand will <b>make investments</b> in the first-generation biofuel industry <b>too risky</b> .	<b>0.06</b>	1.13	8%	27%	27%	29%	10%
A variable biofuel policy will be <b>effective only within protected markets</b> and not on a global scale.	<b>−0.29</b>	1.05	12%	35%	29%	21%	4%
Biomass feedstocks for <b>chemical industries must be given priority</b> over feedstocks for biofuels.	<b>−0.31</b>	1.20	15%	35%	25%	15%	10%
<b>Sustainability certification will prevent ILUC.</b>	<b>−0.37</b>	1.07	15%	31%	33%	17%	4%
Most biofuels policies worldwide <b>already have mechanisms</b> to vary production volume; there is no need for a variable biofuel demand.	<b>−0.56</b>	0.78	8%	50%	32%	10%	0%

concerned the importance of price stability. Questions in the middle of this ranking suggest a lack of agreement or a lack of a strong opinion among the respondents such as those related to indirect effects and risks of investment. Four statements had a negative score. For these statements many respondents (25–33%) chose the ‘neither agree nor disagree’ option. The least agreement was seen for the statement ‘Most biofuels policies worldwide already have mechanisms to vary production volume.’ According to the survey results, most existing biofuel policies work with fixed quotas and lack flexibility to vary production volume.

The opinions of the respondents give a good indication of the broad range of views and understanding that exist on the various issues that are important when discussing a variable biofuel demand approach. The results from the survey were used as a starting point for the expert workshop. The authors acknowledge the inherent limitations associated with the survey, including the potential for respondents to hold different perceptions and interpretations of terms and concepts such as ‘virtual food reserve.’ The survey results are therefore considered within the context of additional comments submitted by respondents. Information from the literature, comments made in the survey, and discussions during the workshop are presented below.

## Food security

The global population is projected to grow to 9.7 billion by 2050, possibly exceeding 11 billion by the end of the century. To meet projected food demand, farmers need to produce almost 50% more food and feed in 2050 than in 2012.<sup>26</sup> The Food and Agriculture Organization (FAO) projects that output should more than double in sub-Saharan Africa and South Asia, and increase by about one-third in the rest of the world.<sup>26</sup>

Food production is currently not very efficient:

- Nearly two thirds of global agricultural lands are underutilized with low animal densities<sup>27</sup> and minimal contributions to dietary protein,<sup>28</sup> offering opportunities for increased output of crops, animal protein, or other services.<sup>29</sup>
- Crop yields in many regions are far below potential, partly due to poor management and inappropriate technology use.<sup>30</sup>
- Valuable resources are lost due to poor treatment of soils, inefficient water use, etc.<sup>31</sup>
- On average, one third of harvested food is wasted each year.<sup>26</sup>
- Average post-harvest losses omit the fact that potentially more food is simply abandoned in the fields each year pre-harvest due to excessive supplies and low prices at harvest time.<sup>32,33</sup>

Increasing supply depends largely on reducing wastes, yield improvement, and enhancing input-use efficiency, as options for area expansion in most regions are limited due to lack of suitable land for farming, whereas in other regions land conversion may not be desirable due to the associated environmental impact.

Economic theory suggests that increasing demand or restricted supply will lead to higher food prices and this theory is supported when prices rise in response to unexpected shocks due to extreme weather, political interventions, or other market disturbances. However, global food prices have persistently declined over past decades despite increasing demand, largely thanks to increasing efficiencies in production systems and global trade.<sup>7</sup> Large and sudden price fluctuations can be detrimental to producers and consumers alike, particularly in isolated food markets that have limited capacity to absorb them.<sup>34</sup> Such fluctuations and the resulting variations in income, represent risks to farmers and lenders. The volatility of international markets for agricultural commodities in recent years intensified concerns about price risks among farmers in many countries. Producers are generally more concerned about the prospect of low prices because a lower income may threaten the viability of their business in the long term.<sup>35</sup> Meanwhile, the ability of poor households to ensure sufficient nutrition and fulfill other basic needs can be compromised when food prices are too high. Farmers are also less willing to invest in productivity-raising assets when prices are unpredictable, and this may encourage them to take sub-optimal investment decisions.<sup>36</sup>

The links between biofuels and food security are complex.<sup>7,12</sup> Biofuels provide both risks and opportunities. Higher food prices can threaten the food security of the poor, many of whom spend more than half of their income on food. To date, however, no lasting price increases appear to have been observed following the implementation of biofuel policies.<sup>37</sup>

Biofuels, directly and indirectly, offer opportunities for rural populations. They can harness agricultural growth, support rural development and, consequently, reduce poverty.<sup>38</sup> This mostly refers to local and regional processes stabilization of biomass off take (e.g. for dual – food plus energy – purposes), diversification of production and development of local biorefineries. Practical experience from pilots in the Netherlands Programme for Sustainable Biomass has shown that this can be achieved when local policies are designed carefully, taking care of local sustainability restrictions and proper capacity building.<sup>39</sup>

To be truly sustainable, biofuel production must strike a balance between its benefits and its potential hidden costs, between energy security and food security. Policies can

be more effective if they are flexible enough to counteract varying market conditions and respond to changing human needs.

### How can a variable biofuel demand contribute to food security?

The implementation of variable biofuel demand aims to offer farmers a secure market for agricultural production. In times of abundance, the surplus of agricultural production can be absorbed by the biofuel industry, thereby limiting a drop in prices. By giving food demand priority over biofuels, competition with food is avoided when supply of feedstocks is low.

A variable biofuel demand for non-food applications can help to foster favorable conditions for investment. Investments in agricultural production are often hampered because of fluctuating demand and prices. Securing an outlet for agricultural products stimulates investments in production technology and capacity, as observed in some recent case studies and analyses.<sup>15</sup> Increasing agricultural productivity (and therefore closing the yield gap) in turn is stimulated by investing in production capacity. There are several examples that provide evidence of positive effects of biofuel production on rural investment, agricultural productivity, and food security in Brazil (sugar cane) and the USA (corn),<sup>12</sup> Mozambique (cassava),<sup>13</sup> and Hungary (maize).<sup>15</sup> The US and Brazil cases specifically illustrate flexibility to shift from biofuel to food production in response to changes in feedstock availability and price.<sup>24,25</sup> It was stressed, for example, that the impact of the USA 2012 drought on food security (prices and availability) was limited,

in part due to adjustments in ethanol production, which freed maize for other markets, and in part by investments in storage capacity made by farmers following a number of years with profitable cropping for biofuel markets.<sup>25</sup>

Just over half of the total respondents (52%) who participated in the survey, and 73% of the respondents with an agricultural background, agreed with the following statement: ‘A variable biofuel demand will have a positive effect on food security because biofuels serve essentially as a virtual food reserve, thereby avoiding feedstock scarcity and high food prices. This provides more stable feedstock availability and price for food, feed and chemical industries.’ In addition, several respondents provided comments to emphasize that the production of food, and biofuel can be complementary and that having multiple markets for agricultural products will improve the supply security and reduce price volatility (Fig. 2). Experts with an agricultural background who are professionally familiar with, knowledgeable about, and active in agriculture, generally support bioenergy / bioproduct uses. Respondents with less first-hand or professional knowledge are less supportive.

Reasons provided by respondents who did not agree include: the current free market system is functioning well; the biofuel feedstock share is relatively small and the feedstock price is influenced by many other factors (e.g. fossil price); food reserves may trigger speculation.<sup>24</sup> Some respondents commented that food insecurity is not the result of limited food availability but primarily an issue of (lack of) wealth, social stability, and access to markets.

A number of key principles were voiced during the expert workshop for a sustainable bio-economy with ‘food first: ensure the primacy of food security’ as one of them.<sup>40</sup>

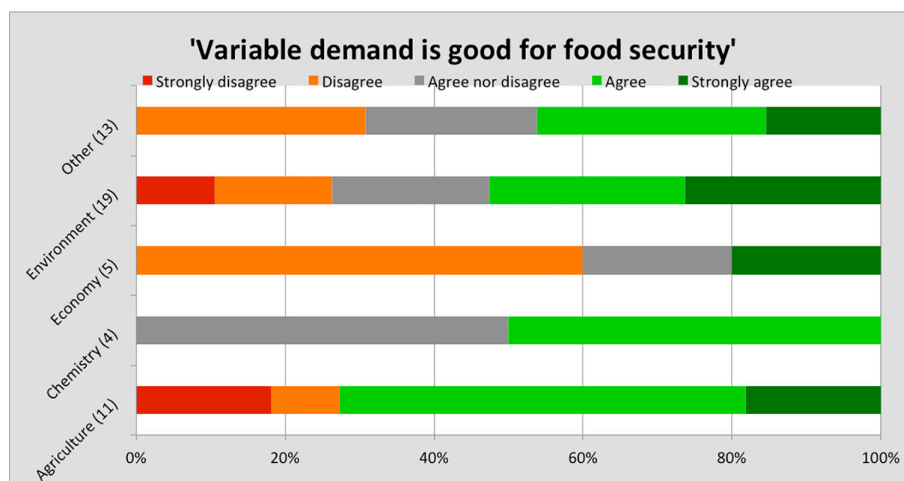


Figure 2. Agreement with statement ‘A variable biofuel demand will have a positive effect on food security’, by disciplinary background.<sup>24</sup>

## Agricultural productivity

Agronomists distinguish different crop yield levels. The 'potential yield' is the maximum yield level that can be realized with optimum planting densities and times, under prevailing radiation, temperature and air-CO<sub>2</sub> conditions, in the absence of shortages of nutrients or water, with no major weeds, pests, or diseases. Water limited potential yields are potential yields in rainfed conditions as determined by precipitation amount and distribution during the growing season and soil properties influencing the crop water balance, such as soil depth and texture. Actual farmer yield levels are always below the yield potential because, even with the best possible socio-economic context, it would not be cost-effective for farmers to apply the level of inputs that is needed to reach yield potential. Similarly, it would be very difficult to reach the level of perfection in crop management that is needed to avoid completely yield reductions due to insufficient nutrient supply and incidence of pests and weeds over the entire crop season. The difference between potential

yield (or water-limited yield in the case of rainfed crops) and average farmer yield is called the 'yield gap'.

Farmers in favorable agricultural regions often realize up to 70–80% of the potential yield level,<sup>41</sup> as, for example, in the case of corn in the USA and wheat in Western Europe. However, in many other regions the actual yield is much lower. Main factors depressing yields are biotic (caused by infestations of weeds, pests, and diseases), abiotic (shortages of water or nutrients), or related to institutional (poor access to machinery, inputs, or information) and economic factors (poor management or planning, lack of road and market infrastructure). An overview of yield gap analysis in wheat production in Europe is presented in Fig. 3.

Decisions on allocation of inputs (machinery, fertilizers, agro-chemicals), but also time and information dedicated to crop production are made before the start of the growing season, i.e. when weather and market conditions are unknown. Stable demand and robust conditions for investments in machinery and other capital goods (roads, storage facilities), knowledge or skills will improve farmers'

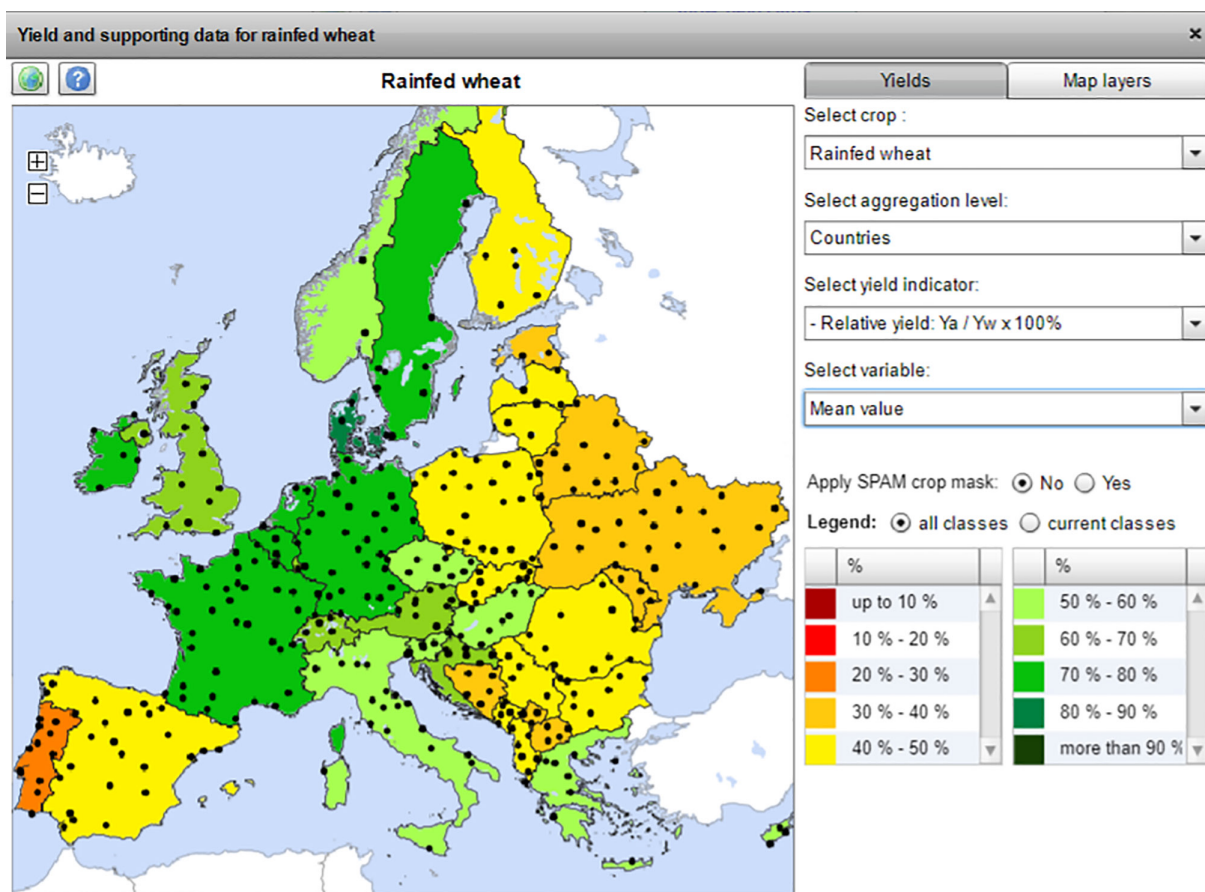


Figure 3. Yield gap for wheat in Europe expressed as percentage of water limited potential yield ( $Y_w$ ), at country level. Source: Global Yield Gap Atlas.<sup>21</sup>

willingness and abilities to invest to improve growing conditions.

### How can a variable biofuel demand contribute to agricultural productivity?

According to a majority (58%) of the survey respondents, variable biofuel demand will have a positive effect on agricultural productivity. A considerable minority (29%), however did not agree.<sup>24</sup> Some respondents noted that a positive effect may be found when variable biomass demand will stabilize crop markets without unduly increasing risks for investors. An additional outlet for excess amounts of crops is expected to increase income security for farmers, enabling them to increase investments and improve productivity. However, other respondents believe variable biomass demand can cause a decline in investments and this would have a negative effect on productivity. It was emphasized that the impact of a variable biomass demand is context specific; not all farmers will be able to benefit and how policies are designed and implemented is very important. Some fear that only large farmers in regions with a favorable climate and infrastructure will profit.<sup>24</sup>

There is a clear relation between the professional background of the respondents and the way the question on agricultural productivity was answered (see Fig. 4). Most agricultural respondents agreed (73%) and respondents from environmental sciences were also in favor (63%). Economists and chemists are less optimistic.<sup>24</sup>

During the workshop, it was acknowledged that the growing global population and changing diets will increase food demand by 50–70% in the next 35 years.<sup>42</sup> This means

that, to meet food demand on existing cropland area, global crop yields will have to increase with 1.2–1.3% annually until 2050.<sup>25</sup> Yield gaps are especially significant in Eastern Europe and Africa, and policies that stimulate private investments in agricultural production capacity (related to cultivation activities, logistics, marketing or research) are needed.

In the USA, increased returns from biofuel crop production (maize) in recent years have provided an incentive for farmers to invest (rather than pay profit tax) in new machinery, silos, precision-agriculture technologies (which enhance input-use efficiency and yields), and buildings, consequently boosting farm productivity.<sup>15,19</sup> Increased on-farm storage capacity helped to stabilize crop supply in a drought year, directing its use to food or fuel according to the price incentives.

Overall, it was concluded that a variable biofuel demand approach could draw essential additional investment and research and development for crop intensification, provided that good crop management is in place.<sup>25</sup>

### Detrimental indirect effects on land and resources (or indirect land-use change, ILUC)

Indirect land-use change is simulated by models to occur if the cultivation of crops for biofuels and other biobased applications displaces traditional production of crops for food and feed purposes. Assumptions enabling ILUC include inelastic food demand and limited global food supplies. Such assumptions are not applicable when bioenergy markets absorb surplus production. However, when common ILUC modeling assumptions are applied, agricultural expansion necessarily occurs and displaces other land classes within the

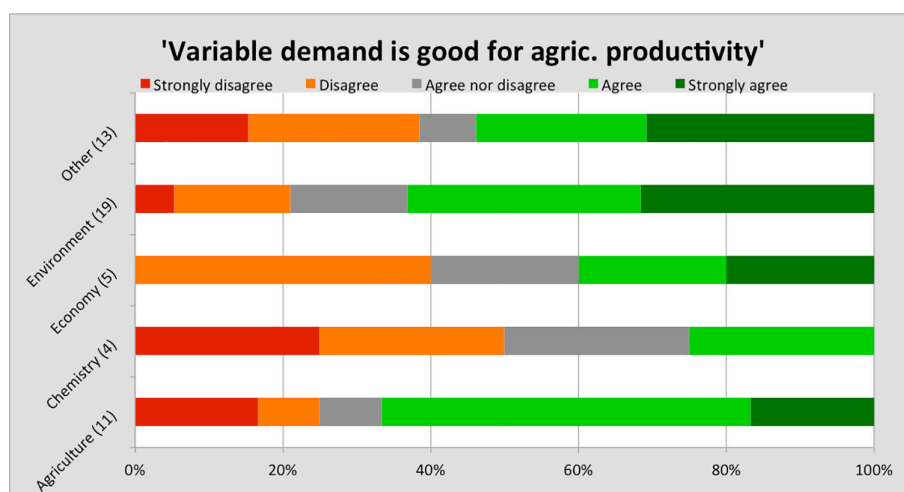


Figure 4. Agreement with statement ‘A variable biofuel demand will have a positive effect on agricultural productivity’, by disciplinary background.<sup>24</sup>

model framework. When the expansion extends into forests or other lands that were previously not actively managed, significant impacts arise. Most observers consider effects to be highly detrimental whenever land clearing occurs in forests, wetlands, peat lands, or other areas with high conservation value for biodiversity, high carbon stocks, or where clearing leads to high greenhouse gas (GHG) emissions.<sup>43,44</sup>

The consequences of clearing new land for agriculture, and the associated GHG emissions and biodiversity losses, are among the main concerns related to increased biofuel production. Many papers (e.g., Searchinger *et al.*)<sup>45</sup> assume that the competition caused by bioenergy must result in such detrimental environmental impacts. However, other studies suggest that the actual influence of biofuel policies may be to reduce rates of deforestation and detrimental impacts by stimulating practices for more efficient and sustainable production. Studies also note that the sugarcane industry in Brazil, following 500 years of poor social and environmental performance, underwent fundamental transformations to improve social and environmental responsibility in response to biofuel market demands.<sup>2,29,46,47</sup> Besides GHG emissions, other environmental and socio-economic impacts of expanding biofuel production are taken into account in certification schemes that aim to ensure sustainability. Similar pressures appear to be influencing some traditional maize and soy farmers who target biofuel markets, with increasing adoption of conservation tillage and precision agricultural practices.<sup>48</sup> A series of studies that look at empirical evidence rather than only model simulations, found little support for negative indirect effects and substantial potential for beneficial indirect effects.<sup>7,15,49–51</sup> By emphasizing sustainability, the net effect of biofuel policies appears to be significantly beneficial in terms of improving land management compared to the status quo, which is another essential component to achieve SDGs and future climate goals.<sup>52</sup> Dimitriou *et al.*,<sup>17</sup> Heaton *et al.*,<sup>18</sup> Dale *et al.*,<sup>19</sup> Brandes *et al.*,<sup>20</sup> and Zvinavashe *et al.*<sup>13</sup> demonstrate that integration of food production and bioenergy may offer a range of advantages compared to conventional systems focusing on a single food market. Attention to the sustainability requirements associated with bioenergy markets should result in improved water quality, biodiversity, and soil quality enhancement.

The concept of ILUC was conceived in economic simulation models. In the real world, all real changes in land cover and land management can be monitored and their causes analyzed. In such a real world, there is no ILUC but rather a range of causal factors for each observed condition. Thus, it is important to monitor activities, analyze causes for detrimental effects, and take corrective actions as appropriate.

Standards promoting sustainable biofuels contribute to increased monitoring and analysis of the corresponding supply chains.<sup>53</sup> Recent work by FAO<sup>54,55</sup> illustrates how negative impacts caused by past land use change can be mitigated; they provide examples of good practices that can combine the sustainable production of food, bio-based products, and bioenergy, including biofuels. Several studies also highlight approaches for biofuel expansion to take place while minimizing the risks of ILUC, such as double-cropping, agro-ecological zoning and integrating the production of food and bioenergy through sustainable agricultural intensification.<sup>26</sup> A study assessing direct and indirect LUC dynamics in Brazil towards 2030 with an increase in the global demand for bioethanol, shows that the implementation of LUC mitigation measures (increased agricultural productivity, shift to second-generation ethanol, and strict conservation policies) could have a substantial contribution to the reduction of loss of natural vegetation (forest, grass and shrubland) and LUC-related emissions of bioethanol.<sup>56</sup> It is further pointed out that there are already ongoing efforts in implementation of these measures in Brazil. Diogo *et al.* developed a framework to assess technical potential for economically viable biofuel production avoiding ILUC.<sup>57</sup>

## How can a variable biofuel demand reduce the risk of ILUC?

Respondents to the survey have mixed views on the statement 'A variable biofuel demand policy reduces the risk of indirect land use change (ILUC) by stabilizing prices and stimulating higher productivity per hectare on existing cropland.' Almost half (46%) of the respondents agreed with the statement, especially those with a background in agronomy. But 37% of respondents did not agree with the statement. Many respondents commented that biofuel production is one among many drivers causing changes in land cover and management. Other factors include timber, minerals (oil, gas and other extractive industries), corruption, and land speculation. In addition, several of the people surveyed, as well as the expert workshop participants, observed that the assumed impacts of ILUC cannot be determined based on model simulations; the real-world impacts need to be measured. And the net effects of biofuel markets and policies need to be assessed relative to prior trends. An emphasis on carbon accounting is appropriate and necessary, and is being supported in unprecedented measures thanks to biofuel markets. Several workshop participants agreed that ILUC controversies will persist due to the vague definitions and generalized classifications used by modelers. Actual effects on forests and biodiversity need to be studied in the field,

applying a scientific approach that tests hypotheses based on observations, measurements and analysis rather than projections based on assumptions. Given current reliance on models, the ILUC debate will not be resolved any time soon.<sup>58,59</sup>

Linkages between economic development, governance, and deforestation have been observed for decades; economies with high scores for per capita income, human development, and governance (including anti-corruption) make the transition to stabilize deforestation.<sup>60–67</sup> Limited or ineffective governance capacity (and corresponding increases in corruption) are also correlated with higher rates of deforestation.<sup>68,69</sup> It is widely accepted that undesirable tropical deforestation is a systemic and context-specific phenomena and to be effectively addressed, requires institutional reforms at multiple levels.<sup>69,70</sup> When other economic opportunities are limited, governments with public lands available often turn to ‘development’ of frontiers via projects, colonization programs, roads, and new timber or resource extraction concessions. For example, in the 1970s–1980s, Brazil’s policies were designed to move ‘as many people as possible . . . [to] the “empty” forested areas of the Amazon . . . [and] these policies can be viewed as principal causes of extensive deforestation.’<sup>69</sup> New pioneers stake claims or try to profit from the ‘improvement’ associated with clearing forests; agriculture is not economically feasible given poor infrastructure and lack of markets.<sup>7,71</sup> A variable biofuel demand can provide incomes and development in the previously settled areas, where access to markets already exists. The FAO estimates that at least one third of all food produced globally goes to waste each year, much of it being left in fields to rot.<sup>33</sup> The agro-ecological zoning and identification of areas that are off limits due to high conservation values, are recent constructive steps impacting agricultural systems with large biofuel coproducts, such as Brazil.<sup>47,72</sup> In sum, variable demand policies, working with established industries, can and must expand upon ‘best practices’ to provide options that increase productivity while reducing detrimental impacts such as deforestation.<sup>19,54</sup>

## Securing feedstock supply for the materials industry

As both bio-based materials and biofuels rely on the same raw material, appropriate policies are required to create fair conditions for both sectors – a situation which is often called a ‘level playing field.’ The EU’s Renewable Energy Directive (RED) resulted in increasing biomass demand from the energy and fuels sector. This puts pressure on biomass availability for the non-incentivized bio-based materials industry.<sup>73,74</sup>

Bio-based materials offer potentially larger environmental benefits than biofuels / bioenergy (e.g. more GHG emissions savings, circular economy), as well as social (e.g. employment, also in the rural environment) and economic impacts (e.g. value-added, resource efficiency).<sup>76–80</sup> It is likely that even greater benefits can be attained in the near future as processes are still being further optimized.<sup>81</sup> Using biomass for consumer goods can potentially keep carbon captured longer. By applying principles of cascading, biomass can also be used for materials multiple times by recycling, which is a main characteristic of the circular economy.<sup>82</sup> At the end of their life cycle, biomaterials can be used to generate power or heat.<sup>77</sup> Bio-based materials also may bring new functionalities compared with their fossil-based counterparts (e.g. biodegradability and reduced toxicity).<sup>83–85</sup> A comparative overview of using biomass in materials versus use for energy purposes is provided in Table 2.

Biomass is the only alternative to fossil resources for chemical production apart from capturing and production from CO<sub>2</sub> using electrochemistry, which is still in an early development stage.<sup>86,87</sup> Biofuels are widely expected to be the primary fossil-fuel alternatives for industries such as aviation, marine transport, and heavy freight.<sup>88</sup> Furthermore, the feedstock supply chains developed for energy use can act as drivers for biobased materials deployment.

Sugars, starch, and oils needed currently for the production of bio-based products can also help kick start other bio-based industries.<sup>89</sup> Technologies based on lignocellulose feedstocks are in various stages of development. In terms of fuel yields per hectare, sugar cane and sugar beet are more efficient than lignocellulosic crops.<sup>90</sup> If efficient cellulosic biofuel technologies, with higher efficiency, become viable over time, the first-generation feedstock may serve as a bridge for their implementation.<sup>76</sup>

Bio-based chemical plants have higher capital cost due to longer value chains and accordingly have a higher share of fixed operating costs, making the financial viability of the business sensitive to capacity changes. On the other hand, the feedstocks account for a much larger share of the total costs for biofuel plants that utilize conventional commodities such as maize and soybeans, from 58% to 80% of operating costs,<sup>91–93</sup> making the financial viability of the operations relatively less susceptible to changes in production capacity. And while some bioenergy supply chains can temporarily fall back to the use of fossil fuels if biomass is unavailable, this is difficult for bio-based chemicals and materials plants specifically designed for processing biomass feedstocks. Furthermore, dedicated chemicals can be produced from biomass where an identical fossil-based product does not exist in replacement.

**Table 2. Comparison of energy and material use of biomass across different criteria (adapted from Nova<sup>75</sup>).**

Criteria	Energy use of biomass	Material use of biomass
Greenhouse gas reduction	Significant reduction compared to fossil-based energy	Greenhouse gas mitigation at least equal but most often higher than energy use of biomass; long term carbon storage
Circular economy	No additional use or possibility to recycle	Possibility of multiple material use by recycling. At the end of life use for energy.
Employment, Value-added	Short value chains	Due to longer and more complex value chains can support up to ten times as much employment and provide ninefold value-added compared with energy use of biomass
Resource efficiency	For biofuel need to convert to hydrocarbons, lower mass yield	Most often higher land and resource efficiency compared with energy use of biomass
Added functionality	—	Bio-based products can offer added functionality compared with their fossil-based counterparts (biodegradability, reduced toxicity)
Renewable alternatives	Many options (solar and wind energy, hydropower and geothermal energy)	Only alternative to renewable carbon from biomass is direct use of CO <sub>2</sub> , which is at a very early stage of development

A complete transition of the global chemicals market to biomass resources appears technically feasible over the long term. It was estimated that potential increase in yield in Europe would provide sufficient biomass for the production of all chemicals, 20% of transportation fuels, and 10% of EU electricity from biomass in 2030.<sup>94,95</sup> The total additional amount of biomass needed to fulfil the demand for biobased chemicals was simulated to be only 1–1.5% of the amount needed to fulfil the demand for bioenergy.<sup>96</sup> Accordingly, the full exclusion of demand for biobased chemicals was found to have a negligible impact on the marginal costs of key feedstocks.

### How can a variable biofuel demand contribute to securing feedstock supply for the materials industry?

We propose that if biofuel production is adjusted in response to biomass availability and prices, this variable demand can offer a feedstock supply cushion to help meet needs for food, materials, and chemicals. Half of the respondents (50%) disagreed with prioritizing feedstock for the chemical industry; the other half agreed (25%) or answered neutrally (25%). Respondents who agreed provided the following arguments: (i) Considering the value pyramid first chemicals then fuels should be produced. (ii) Chemical production has more specific requirements than fuel production and should have priority use of feedstocks. (iii) Biobased chemical production leads to higher GHG savings, employment, and value, and therefore policies should create incentives for their production.<sup>24</sup>

Several respondents who disagreed with prioritizing feedstock for chemical industries, along with experts in

the workshop, commented that markets should be allowed to operate freely and efficiently to allocate resources among different sectors and bio-based applications.<sup>24,25</sup> This, however, requires a level playing field while current incentives given to biofuel production are causing market distortions. This could be solved by establishing a new political framework providing a balanced support that allows the highest resource use efficiency, the highest value-added, the highest employment, and the greatest climate protection/ climate change mitigation to be achieved. In this way, policies can support the market so that biomass can be allocated in the best way from a sustainability perspective. For that, an expert pointed out that the entire bio-economy needs to be considered and same set of sustainability criteria need to be brought for all biomass applications including food and feed industries.<sup>25</sup> Furthermore, the development of bio-based products should continue to be supported so that they can become cost competitive with their fossil-based counterparts. Research on biorefineries delivering food/feed ingredients, materials/chemicals and fuels/energy should be given momentum as synergistic effects occur which provide more value than separated production.<sup>97–100</sup>

## Policy experiences and recommendations

### Existing policies with mechanisms to vary biofuel production volume

Current biofuels policies already include elements of variable biofuel demand. In Brazil, Pro-Alcohol – the main biofuel stimulation program initiated in the 1970s, had three major

components: (1) guaranteed purchases by the (state-owned) oil company, (2) low-interest loans for ethanol producers, and (3) fixed gasoline and ethanol prices for consumers. Mandatory blending rates were adapted several times to accommodate fluctuations of cane and fossil oil prices.<sup>101</sup> Brazil has adjusted the ethanol mandate eight times since 2006, fluctuating between 20% and the current 27% blend in common gasoline (or E27 gasoline), in response to diverse factors including global sugar and oil prices and exchange rates.<sup>102</sup> Ethanol demand in Brazil increased by more than 30% since 2007.<sup>103</sup> The introduction of flex-fuel (FFV) technology has been a critical factor in facilitating increasing ethanol demand in Brazil as well as variable demand mechanisms. Flex-fuel technology is currently found in 90% of cars and allows operation at any ethanol blend. Thus, depending on market prices, consumers can purchase pure ethanol or common gasoline. And the common gasoline pool can help absorb surplus, or shrink to free feedstock for sugar, by adjusting the mandated blend rate. The sugarcane industry has also gone through significant restructuring to allow parallel production of sugar and ethanol, more efficiently, in response to both domestic and foreign demand. As an example of this variable demand, Brazil sugar output was increased in response to high world market sugar prices in 2011–2012, and the mandated blend rate was reduced from 25% to 20%. Since then, declining sugar prices have led to higher blend mandates and increasing domestic ethanol demand.

Biofuels policies in the USA also have elements of variable demand. Under the Renewable Fuel Standard (RFS), the US Environmental Protection Agency is mandated to calculate annual renewable volume obligations (RVOs) for refiners, blenders, and importers of gasoline and diesel fuels based on demand and projections of qualifying renewable biofuels production. Notices of proposed rulemaking and a final rule are to be published in November of the previous year, although the notices are sometimes delayed.<sup>104</sup> Detailed compliance standards and waiver provision options were established for fuel suppliers, as well as a tracking system based on Renewable Identification Numbers (RINs – batches of biofuels that are registered). These numbers can be tracked, used, banked, or traded. By the end of the year, each supplier must have enough RINs to show that it has met its share of four mandated standards. In practice, year-to-year adjustment can be made of biofuel targets, depending on actual food and fossil market conditions.<sup>104</sup>

The most important factor facilitating variable demand is that RINs may be borrowed or banked.<sup>105</sup> Indeed, each year from 2005 to 2010, more ethanol was produced than was mandated under the RFS, leading to a substantial volume

of banked RINs, some of which were subsequently used (withdrawn from the bank) when a drought severely limited US maize production in 2012.<sup>105</sup> The provisions allowing flexibility to bank and borrow RINs were incorporated explicitly to help balance times of surplus with times of shortfall, when banked RINs could be used or even borrowed against future years' production.<sup>106</sup> While there are some limits to RIN flexibility (no more than of 20% of the RVO in a given year can be met using RINs banked from previous years), it was sufficient to help avert a global commodity price spike, which might have otherwise occurred given the severity of the US drought.<sup>12</sup> A trading system has developed where RINs are purchased to meet blending obligations in a market where biofuels supply and demand varies over time and across regions. As RFS blending categories are nested, RIN values are linked allowing for more flexibility in trade and use.<sup>104</sup> While the current system has brought flexibility in biofuel production and consumption patterns, it created uncertainty with respect to precise biofuel targets. Some feel, therefore, that the system did not foster predictable development and commercialization of advanced biofuels.<sup>107</sup> Furthermore, in both the USA and Brazil, procedures for adjusting demand or setting targets are slow, cumbersome and the effectiveness of variable demand mechanisms tends to be limited in practice due to government involvement and periodic political interventions. Work remains to be done to identify the best approaches for practical variable demand mechanisms that maximize benefits to society.

An alternative program developed in the State of California, the Low Carbon Fuel Standard (LCFS), focuses on the carbon intensity of fuels, rather than on prescribed volumes. The LCFS promotes innovation, sustainability, and strict emission reductions, inducing larger shares of waste-based fuels to be generated.<sup>108</sup> Because the LCFS provides financial incentives that are performance-based, it allows the market and producers to determine which feedstocks are most advantageous at any point in time, balancing low cost and availability with the carbon intensity incentives offered under the program. The inherent flexibility in feedstock sourcing is consistent with the concept of variable demand.

More research is required to determine if and how mechanisms to vary demand could be employed in markets beyond the USA or Brazil. Because oversight for any program involves significant administrative costs, other opportunities are most likely to involve large producers with a considerable domestic feedstock production potential such as the EU (bioethanol made from cereals or sugar beets) Indonesia and Malaysia (biodiesel from palm oil) and Thailand (bioethanol made from cassava). The potential impact will depend on size of the non-biofuel domestic feedstock consumption,

the relative share of the feedstocks used for biofuels, annual fluctuation of feedstock production, and price differences between food and biofuel feedstock applications. Large domestic non-biofuel feedstock markets, small output fluctuations, low biofuel feedstock shares and small price differences are expected to limit the need for, and potential effect of, variable demand policies.

## What would be a viable option for governance?

Examples from Brazil and the USA suggest that biofuels policies can be developed that allow flexibility in the fulfilment of blending targets provided procedures are clear and target setting is timely and transparent. To create a stable economic environment, a market-oriented approach should be used. Governments should focus on setting and enforcing clear rules whilst not interfering with implementation. Regulation may be needed to prevent market distortion. Actual implementation is context-specific; there is no 'one size fits all' in policy. Market-oriented approaches can be effective in developed economies provided these are sufficient in size and transparent; in developing countries, markets are smaller and less likely to be effectively organized, which means that more government support may be needed. For biodiesel, for example, Indonesia can achieve that, as they have a large production of palm oil combined with a large domestic market both for cooking oil and energy. For Mozambique it will be difficult as they have small internal demand for food and for fuel.<sup>109</sup>

During the workshop, the following recommendations for enhancing variable demand mechanisms were formulated<sup>25</sup>:

- Develop policies that specifically respond to feedstock availability and price. The implementation of a temporary halt (emergency break) is recommended, which can prevent or limit potential food crises.
- Implement a buffer system that can cope with fluctuations in feedstock availability over time and space.
- Develop a banking / credit carry-forward system – bank over compliance and when necessary draw from the bank to maintain compliance.
- Implement performance-based policies with the flexibility to support local adoption and innovative solutions including better access to inputs, and access to credits and markets.
- Address market distortions, create a level playing field between various biofuels and between biofuels and biochemicals / materials. One instrument to realize this is a CO<sub>2</sub> tax or a renewable materials directive.
- Provide more incentives to increase crop production per hectare to close the yield gap, ensuring the regulatory

and institutional context that is needed to avoid massive cropland expansion.

## Conclusion

Based on recent literature and insights from international experts working in the field of food production, bioenergy policy, technology and sustainability, we find that variable demand can enhance a synergistic development of agriculture, renewable biomass feedstocks, and biofuels. However, current experience also underscores the limitations of current variable demand mechanisms in the USA and Brazil. We recommend additional research that can help society increase benefits from variable demand and identify effective approaches for integrating biofuel production with agriculture while limiting potential negative impacts on food availability and undesired changes in land cover and management. Specific research topics would:

- document lessons learned about conditions, policies, and regulations that can effectively link biofuel production with increased investments in agricultural productivity, and beneficial management of supply surpluses and shortfalls;
- develop case studies to measure and analyze actual effects of flexible biofuel markets on price volatility;
- determine the potential of intercropping and crop production systems serving multiple sectors (i.e., food, feed, fuel, fiber, materials, and chemicals), and improve the Global Yield Gap Atlas<sup>21</sup> to consider such integrated biomass crop production systems
- identify approaches and best practices to reduce risk to biofuel investors when incorporating variable biofuel demand policies; and
- develop proposals for standards to facilitate the implementation of international variable demand mechanisms and management of virtual feedstock reserves.

The concept of variable biofuel demand offers promising perspectives to reduce GHG emissions, improve food security, and limit environmental impacts of crop production. While theoretical opportunities for variable demand are clear, implementation faces practical and social challenges.

## Acknowledgements

The authors gratefully acknowledge financial support by IEA Bioenergy Task 43 and funding from the Wageningen University & Research Knowledge Base program: Towards a Circular and Climate Positive Society (Project KB-34-012-002); that is supported by finance from the Dutch Ministry

of Agriculture, Nature and Food Security. K.L.K.'s research is supported by the US Department of Energy (DOE) under the Bioenergy Technologies Office, award number EE0007088, to Oak Ridge National Laboratory (ORNL). Oak Ridge National Laboratory is managed by the UT-Battelle, LLC, for the DOE under contract DE-AC05-00OR22725. We especially thank the respondents of the survey and participants in the expert workshop, held on 3 December 2018 in The Hague, for sharing their opinions, and helping to move the discussion beyond the identification of problems, and toward solutions.

## References

- Berndes G, Bird N and Cowie A. Bioenergy, Land Use Change and Climate Change Mitigation, IEA Bioenergy:ExCo:2011:04. (2011). Available: <https://www.ieabioenergy.com/publications/bioenergy-land-use-change-and-climate-change-mitigation-background-technical-report/> [19 February 2020]
- Souza GM, Ballester MVR, de Brito Cruz CH, Chum H, Dale B, Dale VH *et al.*, The role of bioenergy in a climate-changing world. *Environ Dev* **23**:57–64 (2017).
- IPCC. Special Report on Renewable Energy Sources and Climate Change Mitigation. (2012). Available: [https://www.ipcc.ch/site/assets/uploads/2018/03/SRREN\\_FD\\_SPM\\_final-1.pdf](https://www.ipcc.ch/site/assets/uploads/2018/03/SRREN_FD_SPM_final-1.pdf) [11 March 2020].
- Muscat A, de Olde EM, de Boer IJM and Ripoll-Bosch R, The battle for biomass: A systematic review of food-feed-fuel competition. *Glob Food Secur* **25**:100330 (2020). <https://doi.org/10.1016/j.gfs.2019.100330>.
- IEA. Technology Roadmap: Delivering Sustainable Bioenergy. (2017). Available: [https://www.ieabioenergy.com/wp-content/uploads/2017/11/Technology\\_Roadmap\\_Delivering\\_Sustainable\\_Bioenergy.pdf](https://www.ieabioenergy.com/wp-content/uploads/2017/11/Technology_Roadmap_Delivering_Sustainable_Bioenergy.pdf) [11 March 2020].
- Dale VH, Kline KL, Richard TL, Karlen DL and Belden WW, Bridging biofuel sustainability indicators and ecosystem services through stakeholder engagement. *Biomass Bioenergy* **114**:143–156 (2018).
- Kline K, Dale VH, Lee R and Leiby P, In defense of biofuels, done right. *Issues Sci Technol* **25**:75–84 (2009).
- da Silva, J. Flexible Biofuel Policies for Better Food Secur (2014). Available: <http://www.fao.org/director-general/my-articles/detail/en/c/233790/>. [19 February 2020].
- Fritsche UR, Berndes G, Cowie AL, Dale VH, Kline KL and Johnson FX, UNCCD - IRENA, Energy and Land Use, Global Land Outlook Working Paper. (2017). Available: [http://iinas.org/tl\\_files/iinas/downloads/land/IINAS\\_2017\\_UNCCD-IRENA\\_Energy-Land\\_paper.pdf](http://iinas.org/tl_files/iinas/downloads/land/IINAS_2017_UNCCD-IRENA_Energy-Land_paper.pdf). [19 February 2020].
- IRENA, IEA-Bioenergy & FAO. Bioenergy Side Event - Brief on Bioenergy and Sustainable Development. (2017). Available: <https://www.ieabioenergy.com/wp-content/uploads/2017/01/BIOENERGY-AND-SUSTAINABLE-DEVELOPMENT-final-20170215.pdf>. [19 February 2020].
- FAO, IFAD, UNICEF, WFP & WHO, *The State of Food Security and Nutrition in the World 2019*. FAO, Rome (2019).
- Kline KL, Msangi S, Dale VH, Woods J, Souza GM, Osseweijer P *et al.*, Reconciling food security and bioenergy: Priorities for action. *GCB Bioenergy* **9**:557–576 (2017).
- Zvinavashe E, Elbersen HW, Slingerland M, Kolijn S and Sanders JPM, Cassava for food and energy: Exploring potential benefits of processing of cassava into cassava flour and bioenergy at farmstead and community levels in rural Mozambique. *Biofuels Bioprod Biorefin* **5**:151–164 (2011).
- Langeveld JWA, Dixon J, van Keulen H and Quist-Wessel PMF, Analyzing the effect of biofuel expansion on land use in major producing countries: Evidence of increased multiple cropping. *Biofuels Bioprod Biorefin* **8**:49–58 (2014).
- Szabó Z, Can biofuel policies reduce uncertainty and increase agricultural yields through stimulating investments? *Biofuels Bioprod Biorefin* **13**:1224–1233 (2019).
- Brinkman MLJ, da Cunha MP, Heijnen S, Wicke B, Guilhoto JJM, Walter A *et al.*, Interregional assessment of socio-economic effects of sugarcane ethanol production in Brazil. *Renew Sustain Energy Rev* **88**:347–362 (2018).
- Dimitriou I, Baum C, Baum S, Busch G, Schulz U and Köh J, IEA Bioenergy Task 43, Quantifying environmental effects of Short Rotation Coppice (SRC) on biodiversity, soil and water. (2011). Available: [https://www.ieabioenergy.com/wp-content/uploads/2018/01/IEA\\_Bioenergy\\_Task43\\_TR2011-01.pdf](https://www.ieabioenergy.com/wp-content/uploads/2018/01/IEA_Bioenergy_Task43_TR2011-01.pdf). [19 February 2020].
- Heaton EA, Schulte LA, Berti M, Langeveld H, Zegada-Lizarazu W, Parrish D *et al.*, Managing a second-generation crop portfolio through sustainable intensification: Examples from the USA and the EU. *Biofuels Bioprod Biorefin* **7**:702–714 (2013).
- Dale VH, Kline KL, Buford MA, Volk TA, Tattersall Smith C and Stupak I, Incorporating bioenergy into sustainable landscape designs. *Renew Sustain Energy Rev* **56**:1158–1171 (2016).
- Brandes E, McNunn GS, Schulte LA, Bonner IJ, Muth DJ, Babcock BA *et al.*, Subfield profitability analysis reveals an economic case for cropland diversification. *Environ Res Lett* **11**:014009 (2016).
- Global Yield Gap Atlas. Available: <http://www.yieldgap.org/gygamaps/app/index.html> [19 February 2020].
- van Ittersum MK, van Bussel LGJ, Wolf J, Grassini P, van Wart J, Guilpart N *et al.*, Can sub-Saharan Africa feed itself? *Proc Natl Acad Sci U S A* **113**:14964–14969 (2016).
- Grassini P, Wolf J, Tittonell P and Hochman Z, Yield gap analysis with local to global relevance—A review. *F Crop Res* **143**:4–17 (2013).
- Quist-Wessel, P., Langeveld, J., Vural Gursel, I. & Elbersen, H. IEA Bioenergy Task 43, Report on expert survey on variable demand for biofuels – Potential impacts on food security, agricultural productivity and iLUC. (2018).
- Elbersen, H., Langeveld, J., Quist-Wessel, P. & Vural Gursel, I. IEA Bioenergy Task 43, Report on expert workshop on variable demand for biofuels. (2019).
- FAO, *The future of food and agriculture. Cause for hope and concern - Trends and challenges that are shaping our future*. FAO, Rome (2017).
- Monteiro Leonardo A, Allee Andrew M, Campbell Eleanor E, Lynd Lee R, Soares Johnny R, Jaiswal Deepak, *et al.*, Assessment of yield gaps on global grazed-only permanent pasture using climate binning. *Glob Chang Biol* **26**:1820–1832 (2020). <http://dx.doi.org/10.1111/gcb.14925>.
- Herrero M, Wirseniuss S, Henderson B, Rigolot C, Thornton P, Havlík P *et al.*, Livestock and the environment: What have we learned in the past decade? *Annu Rev Env Resour* **40**:177–202 (2015).
- Souza, G. M., Victoria, R., Joly, C. A. & Verdade, L. Bioenergy & Sustainability: Bridging the Gaps. (SCOPE 72, 2015).
- Pradhan P, Fischer G, van Velthuizen H, Reusser DE and Kropp JP, Closing yield gaps: How sustainable can we be? *PLoS One* **10**:e0129487 (2015).

31. Mayer A, Hausfather Z, Jones AD and Silver WL, The potential of agricultural land management to contribute to lower global surface temperatures. *Sci Adv* **4**:eaaq0932 (2018).
32. Baker GA, Gray LC, Harwood MJ, Osland TJ and Tooley JBC, On-farm food loss in northern and central California: Results of field survey measurements. *Resour Conserv Recycl* **149**:541–549 (2019).
33. FAO. Food Loss and Waste Database. Available: <http://www.fao.org/food-loss-and-food-waste/flw-data/en/> [25 March 2020].
34. FAO, IFAD, IMF, OECD, UNCTAD, WFP, the World Bank, the WTO, IFPRI and the UN HLTF. Price Volatility in Food and Agricultural Markets: Policy Responses. (2011). Available: [http://www.fao.org/fileadmin/templates/est/Volatility/Interagency\\_Report\\_to\\_the\\_G20\\_on\\_Food\\_Price\\_Volatility.pdf](http://www.fao.org/fileadmin/templates/est/Volatility/Interagency_Report_to_the_G20_on_Food_Price_Volatility.pdf). [19 February 2020].
35. Stefan Tangermann. Risk Management in Agriculture and the Future of the EU's Common Agricultural Policy; ICTSD Programme on Agricultural Trade and Sustainable Development. (Issue Paper No. 34; ICTSD International Centre for Trade and Sustainable Development, Geneva, Switzerland, 2011).
36. Hofstrand D, Can we meet the world's growing demand for food? *AgMRC Renew Energy Clim Change Newslett* (2014). Available: <https://www.agmrc.org/renewable-energy/renewable-energy-climate-change-report/renewable-energy-climate-change-report/january--february-2014-newsletter/can-we-meet-the-worlds-growing-demand-for-food> [19 February 2020].
37. Ajanovic A, Biofuels versus food production: Does biofuels production increase food prices? *Energy* **36**:2070–2076 (2011).
38. FAO, *The state of food and agriculture – Biofuels: prospects, risks and opportunities*. FAO, Rome (2008).
39. van Dam J, Sustainable Biomass Production and Use, Lessons learned from the Netherlands Programme Sustainable biomass 2009–2013. *Netherlands Enterprise Agency* 1–175 (2014). Available: <https://english.rvo.nl/topics/sustainability/sustainable-biomass/publications-results/overview-results-lessons-learned> [21 March 2020].
40. Bisoffi, S. CASA Study, A meta-analysis of recent foresight documents in support of the 5th SCAR Foresight Exercise. (2019). Available: <https://scar-europe.org/index.php/foresight/documents> [19 February 2020].
41. Lobell DB, Cassman KG and Field CB, Crop yield gaps: Their importance, magnitudes, and causes. *Annu Rev Env Resour* **34**:179–204 (2009).
42. Bruinsma J, The resource outlook to 2050: By how much do land, water and crop yields need to increase by 2050? *Expert Meeting How Feed World in 2050*, 1–33 (2009). Available: <http://www.fao.org/3/a-ak971e.pdf> [12 March 2020].
43. Council of the European Union. 2016/0382 (COD) Proposal for a DIRECTIVE OF THE EUROPEAN PARLIAMENT AND OF THE COUNCIL on the promotion of the use of energy from renewable sources (recast). Available: <https://www.actu-environnement.com/media/pdf/news-27990-directive-enr.pdf> [17 September 2020].
44. Fargione J, Hill J, Tilman D, Polasky S and Hawthorne P, Land clearing and the biofuel carbon debt. *Science* **319**:1235–1238 (2008).
45. Searchinger T, Heimlich R, Houghton RA, Dong F, Elobeid A, Fabiosa J et al., Use of U.S. croplands for biofuels increases greenhouse gases through emissions from land-use change. *Science* (80-) **319**:1238–1240 (2008).
46. Moraes MAFD, Oliveira FCR and Diaz-Chavez RA, Socio-economic impacts of Brazilian sugarcane industry. *Environ Dev* **16**:31–43 (2015).
47. Goldemberg J, Sugarcane ethanol: Strategies to a successful program in Brazil, in *Advanced Biofuels and Bioproducts*, ed. by Lee JW. Springer, New York, pp. 13–20 (2013).
48. Baranski M, Caswell H, Claassen R, Cherry C, Jaglo K, Lataille A et al., Agricultural conservation on working lands: Trends from 2004 to present. Technical Bulletin Number 1950. Office of the Chief Economist, U.S. Department of Agriculture, Washington, DC (2018). [https://www.usda.gov/sites/default/files/documents/USDA\\_Conservation\\_Trends.pdf](https://www.usda.gov/sites/default/files/documents/USDA_Conservation_Trends.pdf). [19 February 2020]
49. Shrestha DS, Staab BD and Duffield JA, Biofuel impact on food prices index and land use change. *Biomass Bioenergy* **124**:43–53 (2019).
50. Qin Z, Dunn JB, Kwon H, Mueller S and Wander MM, Soil carbon sequestration and land use change associated with biofuel production: empirical evidence. *GCB Bioenergy* **8**:66–80 (2016).
51. Kline KL, Oladosu GA, Dale VH and McBride AC, Scientific analysis is essential to assess biofuel policy effects: In response to the paper by Kim and Dale on 'Indirect land-use change for biofuels: Testing predictions and improving analytical methodologies'. *Biomass Bioenergy* **35**:4488–4491 (2011).
52. Griscom BW, Adams J, Ellis PW, Houghton RA, Lomax G, Miteva DA et al., Natural climate solutions. *Proc Natl Acad Sci U S A* **114**:11645–11650 (2017).
53. Dale BE, Anderson JE, Brown RC, Csonka S, Dale VH, Herwick G et al., Take a closer look: Biofuels can support environmental, economic and social goals. *Environ Sci Technol* **48**:7200–7203 (2014).
54. FAO, *Lessons learned on the Sustainability and Replicability of Integrated Food-Energy Systems in Ghana and Mozambique*. FAO, Rome (2018).
55. FAO, *FAO's Bioenergy & Food Security Approach: Implementation Guide*. FAO, Rome (2014).
56. van der Hilst F, Verstegen JA, Woltjer G, Smeets EMW and Faaij APC, Mapping land use changes resulting from biofuel production and the effect of mitigation measures. *GCB Bioenergy* **10**:804–824 (2018).
57. Diogo V, van der Hilst F, van Eijck J, Verstegen JA, Hilbert J, Carballo S et al., Combining empirical and theory-based land-use modelling approaches to assess economic potential of biofuel production avoiding iLUC: Argentina as a case study. *Renew Sustain Energy Rev* **34**:208–224 (2014).
58. Woltjer G, Daioglou V, Elbersen B, Barberena Ibañez G, Smeets E, Sánchez González D et al., Study Report on Reporting Requirements on Biofuels and Bioliqids Stemming from the Directive (EU) 2015/1513. (EU Commission, 2017). [https://ec.europa.eu/energy/sites/ener/files/documents/20170816\\_iluc\\_finalstudyreport.pdf](https://ec.europa.eu/energy/sites/ener/files/documents/20170816_iluc_finalstudyreport.pdf). [19 February 2020]
59. Verstegen JA, van der Hilst F, Woltjer G, Karssenber D, de Jong SM and Faaij APC, What can and can't we say about indirect land-use change in Brazil using an integrated economic - land-use change model? *GCB Bioenergy* **8**:561–578 (2016).
60. Fischer R, Giessen L and Günter S, Governance effects on deforestation in the tropics: A review of the evidence. *Environ Sci Policy* **105**:84–101 (2020).

61. Andrée BPJ, Chamorro A, Spencer P, Koomen E and Dogo H, Revisiting the relation between economic growth and the environment; a global assessment of deforestation, pollution and carbon emission. *Renew Sustain Energy Rev* **114**:109221 (2019).
62. Khan I, Ul-Haq Z, Iqbal J and Ullah Z, Growth-environment nexus: Testing the validity of the environmental kuznets curve for the South Asian economies. *FWU J Soc Sci* **13**:155–166 (2019).
63. Lambin EF, Geist HJ and Lepers E, Dynamics of land-use and land-cover change in tropical regions. *Annu Rev Env Resour* **28**:205–241 (2003).
64. Mather AS, The forest transition. *Area* **24**:367–379 (1992).
65. Mather AS and Needle CL, The forest transition: A theoretical basis. *Area* **30**:117–124 (1998).
66. Crespo Cuaresma J, Danylo O, Fritz S, McCallum I, Obersteiner M, See L et al., Economic development and forest cover: Evidence from satellite data. *Sci Rep* **7**:1–8 (2017). <http://dx.doi.org/10.1038/srep40678>.
67. Myers N, Tropical deforestation: population, poverty and biodiversity, in *The Economics and Ecology of Biodiversity Decline*, ed. by Swanson T. Cambridge: Cambridge University Press, (1995).
68. Walker WS, Gorelik SR, Baccini A, Aragon-Osejo JL, Josse C, Meyer C et al., The role of forest conversion, degradation, and disturbance in the carbon dynamics of Amazon indigenous territories and protected areas. *PNAS* **117**:3015–3025 (2020).
69. Barraclough, S. & Ghimire, K. B. Agricultural Expansion and Tropical Deforestation: Poverty, International Trade and Land Use. (Earthscan, 2000).
70. Lambin EF, Turner BL, Geist HJ, Agbola SB, Angelsen A, Bruce JW et al., The causes of land-use and land-cover change: Moving beyond the myths. *Glob Environ Chang* **11**:261–269 (2001).
71. Sparovek G, Barretto AG, Matsumoto M and Berndes G, Effects of governance on availability of land for agriculture and conservation in Brazil. *Environ Sci Technol* **49**:10285–10293 (2015).
72. ENVIVA. 2019 Responsible Sourcing Policy Impact Report. (2020). Available: <https://www.envivabiomass.com/wp-content/uploads/2020-RSP-Impact-Report.pdf> [25 March 2020].
73. OECD, Biobased chemicals and bioplastics: Finding the right policy balance. *OECD Sci Technol Ind Policy Pap*, Paris: OECD Publishing **17**:1–95 (2014).
74. Tsagaraki, E., Karachaliou, E., Deligioglanis, I. & Kouzi, E. BIOWAYS D2.1 Bio-based products and application potential. (2017). Available: [www.bioways.eu](http://www.bioways.eu) [19 February 2020].
75. Carus M, Raschka A and Piotrowski S, *The development of instruments to support the material use of renewable raw materials in Germany*. Hurth: nova-Institut, (2010).
76. Carus, M. & Dammer, L. Food or non-food: Which agricultural feedstocks are best for industrial uses? (nova paper #2 on bio-based economy, nova-Institut, Hurth, 2013).
77. Carus, M., Dammer, L., Hermann, A. & Essel, R. *Proposals for a reform of the Renewable Energy Directive to a Renewable Energy and Materials Directive (REMD). Going to the next level: Integration of bio-based chemicals and materials in the incentive scheme*. (nova paper #4 on bio-based economy, nova-Institut, Hurth 2014).
78. Hermann BG, Blok K and Patel MK, Producing bio-based bulk chemicals using industrial biotechnology saves energy and combats climate change. *Environ Sci Technol* **41**:7915–7921 (2007).
79. van Malbeke D, *Sustainable use of and creation of value from renewable materials for bio-based industrial production such as biomaterials and green chemicals in Flanders*. Department Economy, Science and Innovation, Flemish government, Flanders (2013).
80. Philp JC, Ritchie RJ and Allan JEM, Biobased chemicals: the convergence of green chemistry with industrial biotechnology. *Trends Biotechnol* **31**:219–222 (2013).
81. Albrecht J et al., *The Knowledge Based Bio-Economy (KBBE) in Europe: achievements and challenges*. Flemish government, Department of Economy, Science and Innovation, Brussels (2010).
82. Odegard I, Croezen H and Bergsma G, *Cascading of Biomass - 13 Solutions for a Sustainable Bio-based Economy*. CE Delft, Delft (2012).
83. Molenveld K and Bos H, *Biobased Plastics 2019*. Wageningen Food and Biobased Research, Wageningen (2019).
84. van den Oever M, Molenveld K, van der Zee M and Bos H, *Bio-based and Biodegradable Plastics: Facts and Figures*. Wageningen Food and Biobased Research, Wageningen (2017).
85. SRI Consulting Business Intelligence. Appendix C: Biofuels and Bio-based Chemicals. in *Global Trends 2025* (2008).
86. Vennestrøm PNR, Osmundsen CM, Christensen CH and Taarning E, Beyond petrochemicals: The renewable chemicals industry. *Angew Chemie Int Ed* **50**:10502–10509 (2011).
87. Straathof AJJ and Bampouli A, Potential of commodity chemicals to become bio-based according to maximum yields and petrochemical prices. *Biofuels Bioprod Biorefin* **11**:798–810 (2017).
88. IRENA. Innovation Outlook: Advanced Liquid Biofuels. (2016). Available: [https://www.irena.org/-/media/Files/IRENA/Agency/Publication/2016/IRENA\\_Innovation\\_Outlook\\_Advanced\\_Liquid\\_Biofuels\\_2016.pdf](https://www.irena.org/-/media/Files/IRENA/Agency/Publication/2016/IRENA_Innovation_Outlook_Advanced_Liquid_Biofuels_2016.pdf) [19 February 2020].
89. Deneyer A, Ennaert T and Sels BF, Straightforward sustainability assessment of sugar-derived molecules from first-generation biomass. *Curr Opin Green Sustain Chem* **10**:11–20 (2018).
90. Dammer L, Carus M, Piotrowski S, Puente Á, Breitmayer E, Beus N et al., Sustainable first and second-generation bioethanol for Europe: A sustainability assessment in the context of the European Commission's REDII proposal. *Ind Biotechnol* **13**:292–300 (2017).
91. Maniatis K, Landalv I, Waldheim L, van den Heuvel E and Kalligeros S, *Building Up the Future - Cost of Biofuel*. European Commission, Luxembourg (2017).
92. Charles C, Gerasimchuk I, Bridle R, Moerenhout T, Asmelash E, Laan T, *Biofuels—At What Cost? A Review of Costs and Benefits of EU Biofuel Policies*. The International Institute for Sustainable Development, Manitoba (2013).
93. McAloon, A., Taylor, F., Yee, W., Ibsen, K. & Wooley, R. Determining the Cost of Producing Ethanol from Corn Starch and Lignocellulosic Feedstocks. A Joint Study Sponsored by: U.S. Department of Agriculture and U.S. Department of Energy, NREL/TP-580-28893 (2000). Available: <https://www.nrel.gov/docs/fy01osti/28893.pdf> [12 March 2020].
94. Bos HL and Sanders JPM, Raw material demand and sourcing options for the development of a bio-based chemical industry in Europe. Part 1: Estimation of maximum demand. *Biofuels Bioprod Biorefin* **7**:246–259 (2013).

95. Sanders JP and Bos HL, Raw material demand and sourcing options for the development of a bio-based chemical industry in Europe. Part 2: Sourcing options. *Biofuels Bioprod Biorefin* **7**:260–272 (2013).
96. Londo M, van Stralen J, Uslu A, Mozaffarian H and Kraan C, Lignocellulosic biomass for chemicals and energy: an integrated assessment of future EU market sizes, feedstock availability impacts, synergy and competition effects, and path dependencies. *Biofuels Bioprod Biorefin* **12**:1065–1081 (2018).
97. Bakker, R., den Uil, H. & van Ree, R. Financieel-economische aspecten van Biobrandstofproductie. (2010).
98. de Jong E, Higson A, Walsh P and Wellisch M, *Bio-based Chemicals: Value Added Products from Biorefineries*. The Netherlands: IEA Bioenergy Task 42 Biorefinery 1–13 (2013).
99. Moncada J, Tamayo J and Cardona CA, Evolution from biofuels to integrated biorefineries: Techno-economic and environmental assessment of oil palm in Colombia. *J Clean Prod* **81**:51–59 (2014).
100. Parajuli R, Dalgaard T, Jørgensen U, Adamsen APS, Knudsen MT, Birkved M et al., Biorefining in the prevailing energy and materials crisis: a review of sustainable pathways for biorefinery value chains and sustainability assessment methodologies. *Renew Sustain Energy Rev* **43**:244–263 (2015).
101. Quist-Wessel PMF and Langeveld JWA, Biofuel production in Brazil, in *Biofuel Cropping Systems. Carbon, Land and Food*. New York: Routledge, pp. 83–106 (2014).
102. Covrig C, *How Sugar and Ethanol Impact Each Other?* New York: Platts, McGraw Hill Financial, (2014).
103. Salina FH, de Almeida IA and Bittencourt FR, RenovaBio Opportunities and Biofuels Outlook in Brazil, in *Renewable Energy and Sustainable Buildings. Innovative Renewable Energy*, ed. by Sayigh A. Springer, Cham, pp. 391–399 (2020). [https://doi.org/10.1007/978-3-030-18488-9\\_30](https://doi.org/10.1007/978-3-030-18488-9_30).
104. Schnepf R and Yacobucci BD, *Renewable Fuel Standard (RFS): Overview and Issues*. Congressional Research Service, Washington (2013).
105. EPA. Overview for Renewable Fuel Standard. Available: <https://www.epa.gov/renewable-fuel-standard-program/overview-renewable-fuel-standard> [17 September 2020].
106. Bracmort, K. The Renewable Fuel Standard (RFS): An Overview. (2020). Available: <https://fas.org/sgp/crs/misc/R43325.pdf> [17 September 2020].
107. Chen M, Smith PM and Wolcott MPUS, Biofuels industry: A critical review of opportunities and challenges. *Bioprod Bus* **1**:42–59 (2016).
108. Yeh S, Witcover J, Lade GE and Sperling D, A review of low carbon fuel policies: Principles, program status and future directions. *Energy Policy* **97**:220–234 (2016).
109. Schut M, Slingerland M and Locke A, Biofuel developments in Mozambique. Update and analysis of policy, potential and reality. *Energy Policy* **38**:5151–5165 (2010).<sup>†</sup>Copyright Notice: This manuscript is coauthored by an employee of UT-Battelle, LLC, under contract DE-AC05-00OR22725 with the US Department of Energy (DOE). By accepting the article for publication, the publisher acknowledges that the US government retains a nonexclusive, paid-up, irrevocable, worldwide license to publish or reproduce the published form of this manuscript, or allow others to do so, for US government purposes. The DOE will provide public access to these results of federally sponsored research in accordance with the DOE Public Access Plan (<http://energy.gov/downloads/doe-public-access-plan>).



### Iris V. Gursel

Dr Iris Vural Gursel is a scientist at Wageningen Food & Biobased Research. She received her PhD (cum laude) in chemical engineering from Eindhoven University of Technology. Her research focuses on sustainability assessments of bio-based products (e.g. chemicals, fuels, and plastics) to support the transition towards a circular, biobased economy.



### Foluke Quist-Wessel

Foluke Quist-Wessel studied tropical crop science (MSc) at Wageningen University and has over 20 years of international experience in agricultural production systems and value-chain development. Her expertise includes food security, sustainability aspects of bioenergy production, and by-product valorization.



### Hans Langeveld

Hans Langeveld is a tropical agronomist with wide experience in quantifying agricultural land use practices. He works as an analyst and evaluator on food and forest residue valorization, biogas, and development of bioenergy and biobased options. His approach is factual and data based.



### Keith L. Kline

Keith L. Kline, a distinguished research scientist at Oak Ridge National Laboratory, assesses energy options to identify approaches that support beneficial land management. Keith spent 24 years in developing nations supporting community forest management, biodiversity conservation, and sustainable development goals.



**Maja Slingerland**

Maja Slingerland is an associate professor in plant production systems at Wageningen University. She works on synergies and trade-offs between food and biofuel at smallholder and national level in Mozambique, Brazil, Colombia, Malaysia, Indonesia. For 10 years she has been working on sustainable oil palm production in South East Asia and cacao in West Africa.



**Kees Kwant**

Kees W. Kwant is a senior expert on bioenergy and circular biobased economy at the Netherlands Enterprise Agency (RVO), a department of the Ministry of Economic Affairs and Climate in the Netherlands. He primarily links researchers and industry to help develop the circular biobased economy and bioenergy in the Netherlands and abroad.



**Patricio Grassini**

Dr Patricio Grassini is an associate professor at the University of Nebraska-Lincoln (UNL), USA. He focuses on yield potential, yield-gap analysis, and resource- and energy-use efficiency in cropping systems.



**Wolter Elbersen**

Wolter Elbersen is a senior researcher at Wageningen Food and Biobased Research. He is an agronomist with over 20 years of experience in developing sustainable biomass supply systems worldwide. His current work is on oil palm residues, switchgrass and quantifying circularity and effects on biodiversity of different biomass utilization systems.