

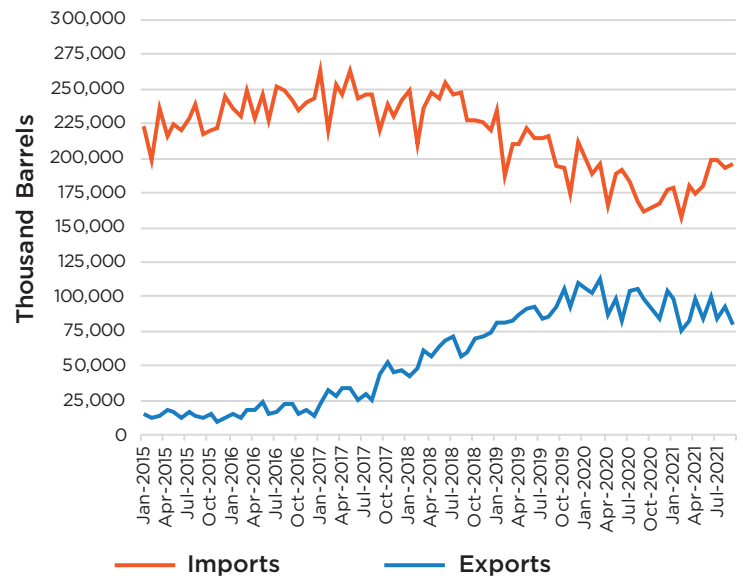
# Energy Security Back in Focus

**Americans received a stark reminder in 2021 that the country is not, and never has been, “energy independent,” despite the rhetoric. Gasoline prices increased 50 percent, the second-largest increase since the 1979 Oil Crisis.**

This was largely a reflection of the fact that the U.S. crude oil market remains tightly tethered to the global market, even though U.S. production has increased in recent years. Oil prices increased sharply as the Organization of the Petroleum Exporting Countries and other producers like Russia (collectively called OPEC+) limited oil supplies following the pandemic downturn. This led the Biden administration to urge OPEC+ to increase output, even as it was rolling out policies to wean the U.S. off fossil fuels. Late in the year, tensions between Russia and Ukraine flared, adding another dimension to the balance of power in the global energy market.

The U.S. remained a sizable importer of crude oil in 2021, with imports rebounding while exports stagnated. Over one-third of U.S. crude supplies came from foreign sources, and imports equated to 40 percent of the oil processed by refineries.

## U.S. CRUDE OIL TRADE



**While U.S. crude oil production and exports have increased, our nation still imports nearly 200 million barrels per month.**

Source: U.S. Dept. of Energy



## VALUE OF U.S. OIL PURCHASES FROM OPEC

Saudi Arabia .....	\$8.2
Iraq.....	\$3.3
Nigeria.....	\$2.9
Libya .....	\$2.3
Angola .....	\$1.0
Kuwait .....	\$0.6
Other OPEC .....	\$0.9
<b>TOTAL.....</b>	<b>\$19.2</b>

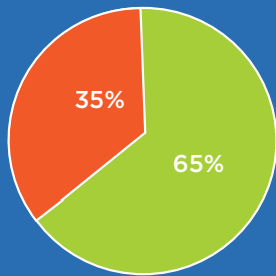
**Our nation still transfers billions of dollars every year to the OPEC cartel.**

**In 2021 alone, the U.S. sent some \$19 billion—or \$150 per American household—to OPEC nations to pay for crude oil imports.**

Source: RFA based on U.S. Dept. of Energy and U.S. Census Bureau data  
Estimated based on Jan.-Sep. 2021 data

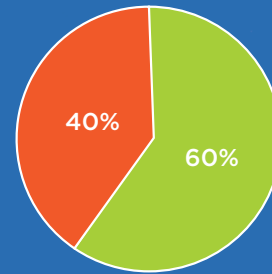
## SOURCES OF U.S. CRUDE OIL SUPPLY

■ Domestic Production ■ Imports



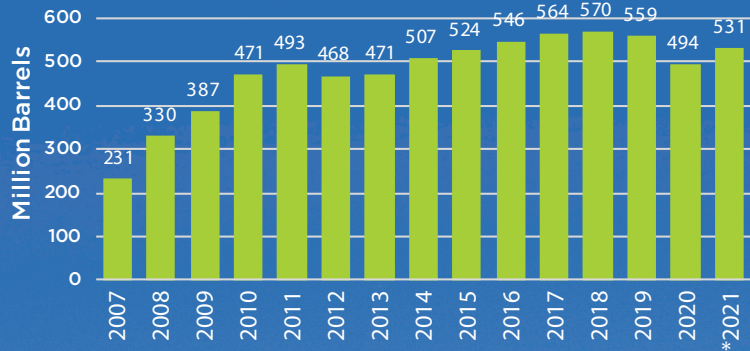
## INPUTS TO U.S. REFINERIES

■ Domestic Production ■ Imports



Source: RFA based on U.S. Dept. of Energy data and forecasts

## HISTORIC OIL IMPORT DISPLACEMENT BY ETHANOL



Source: RFA based on U.S. Dept. of Energy data and forecasts \* Estimated

“OPEC is, unfortunately, controlling the agenda with respect to oil prices. OPEC is a cartel and it controls over 50 percent of the supply of gasoline.”

- Energy Secretary Jennifer Granholm, November 2021

